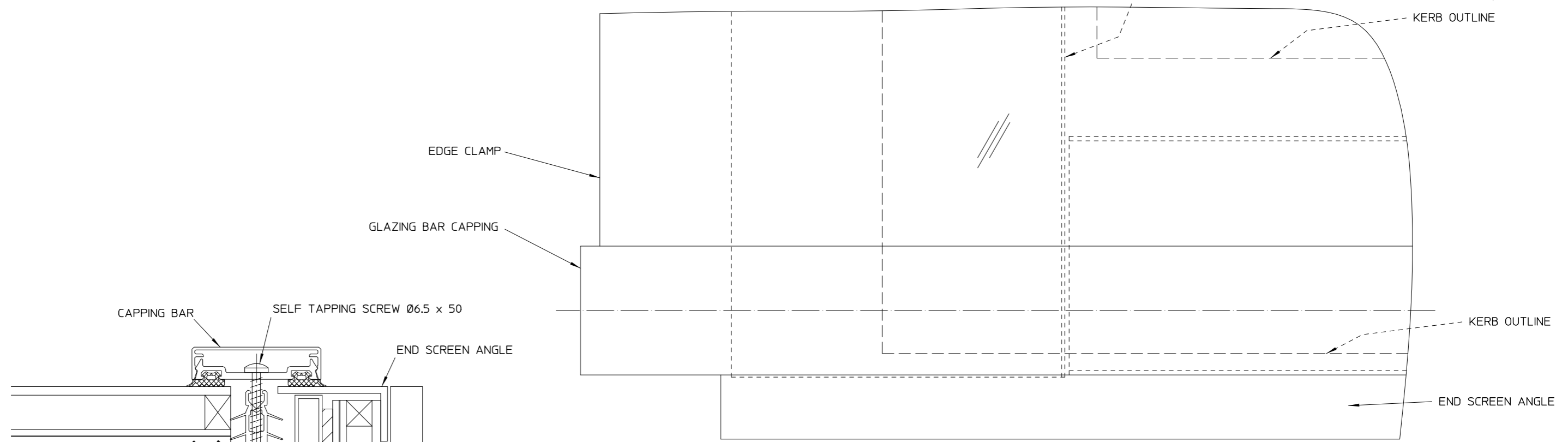
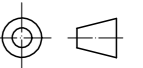
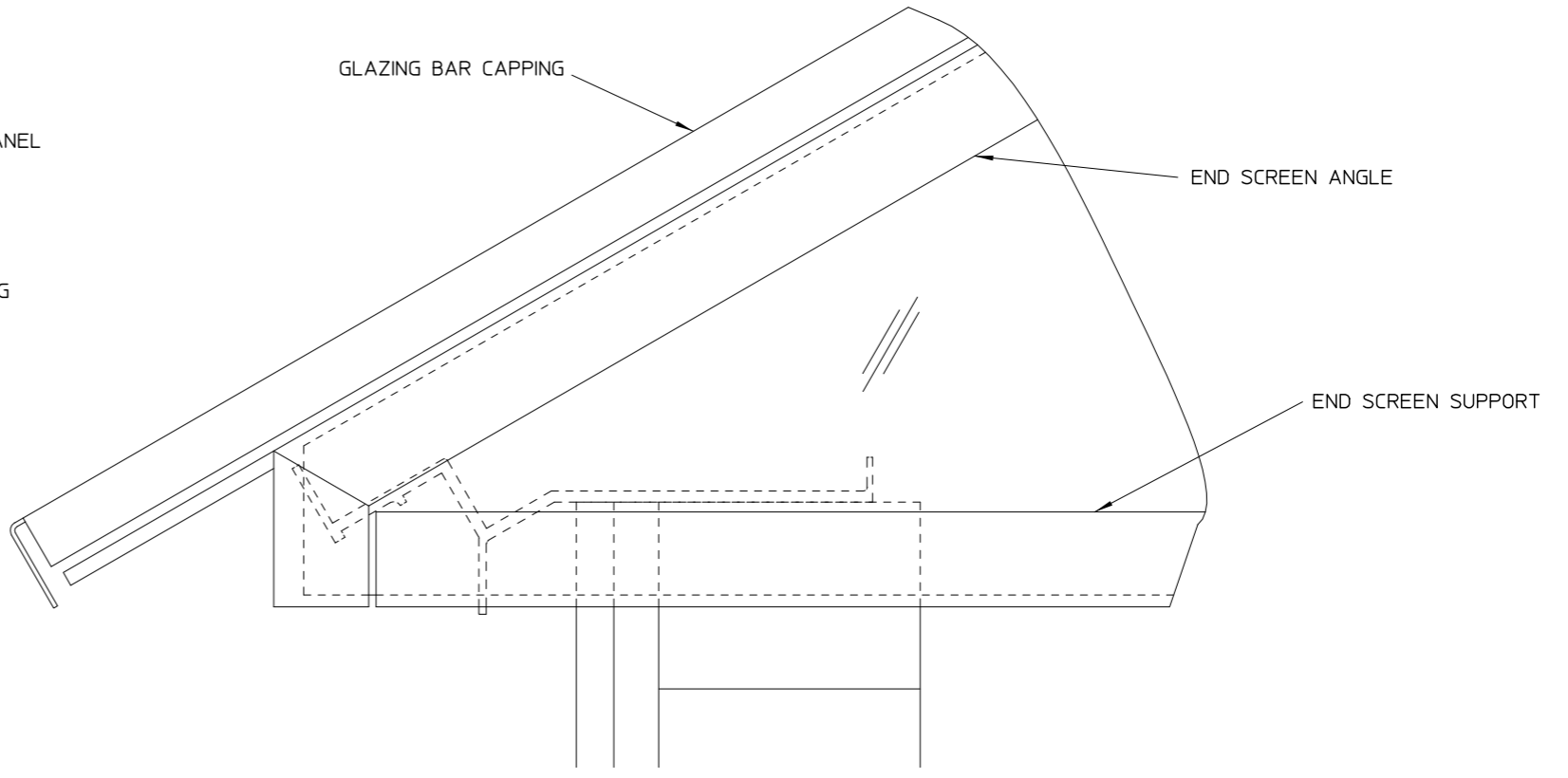


IF IN DOUBT ASK DO NOT SCALE

SIDE KERB ADAPTOR



PLAN OF CORNER DETAIL



CORNER DETAIL

SPAN RANGE 2000 TO 3000

THIS DRAWING MUST NOT BE COPIED OR PASSED TO A THIRD PARTY WITHOUT WRITTEN CONSENT FROM ROOFGLAZE LIMITED.	CHECKED	TOLERANCE UNLESS OTHERWISE STATED	MATERIAL	Roofglaze Limited, Unit 4, Little End Road, Eaton Sucon, St Neots, Cambs, PE19 8JH Telephone 01480 474797. Fax 01480 474774. E-mail technical@roofglaze.co.uk			ROOFGLAZE	QUOTE NO.	REV	
	DATE	±3	ALUMINIUM GLASS	TITLE:						
	DRAWN	DIMENSIONS IN	FINISH	RG-50 RIDGELIGHT GABLE END						
	R. PADDICK	MM	POLYESTER POWDER COATING	REV	AMENDMENTS	SIGNED	CHECKED	DATE	A1	RG-50-30 SHEET 4 OF 4
	13-Feb-2009	SCALE	1:1 @ A1							