

Glass Mono Pitch (out of plane) Rooflights



The Roofglaze range of high quality rooflights are designed to provide the maximum efficient distribution of natural light, together with a variety of ventilation options.

- Building Regulation Part L compliant design to achieve low U-value targets
- Non Fragile in accordance with British Regulations
- Ventilation options for Natural Ventilation in accordance with Building Regulation Part F
- Automatic Opening Vents for Smoke Ventilation

RG self supporting Mono Pitch Rooflights are designed to be installed to a weathered builders pitched kerb.

All Mono Pitch Rooflights are purpose made to suit variable overall kerb sizes, within a span range from 0.6m to 6m and of any length.

RG Mono Pitch Rooflights are manufactured from Mill Finish or Polyester Powder Coated Aluminium Extrusions and are glazed with hermetically sealed Argon filled Double Glazed units.

Standard Glazing Options:

Glazing	Glazing Options	U-Value	Light Transmission	G-Value
Outer: 4mm Toughened Cavity: 16mm Argon Inner: 6.4mm Laminated with soft Low-E coating	- Clear	1.2 W/m ² K	79%	0.70
	- Self Cleaning	1.2 W/m ² K	76%	0.67
	- Tinted Bronze	1.2 W/m ² K	53%	0.51
Outer: 6mm Toughened Cavity: 16mm Argon Inner: 6.4mm Laminated with soft Low-E coating	- Clear	1.2 W/m ² K	78%	0.68
	- Solar Control	1.1 W/m ² K	67%	0.41
	- Self Cleaning	1.2 W/m ² K	76%	0.65
	- Tinted Bron	1.2 W/m ² K	43%	0.42

Other glazing options or specification are available on request

RG Glazing Systems are designed to standard loadings of 640 N/m² (wind) and 750 N/m² (snow) and in accordance with the following British Standards:

- BS 6375 : Part 1 : Weather Tightness
- BS EN 1026 : Air Permeability
- BS EN 1027 : Water Tightness Test
- BS EN 12211 : Wind Resistance Test

Roofglaze would always recommend a minimum pitch of 10° however pitches down to 5° are available.

Standard Mono Pitch Rooflights with stepped edge glazing detail

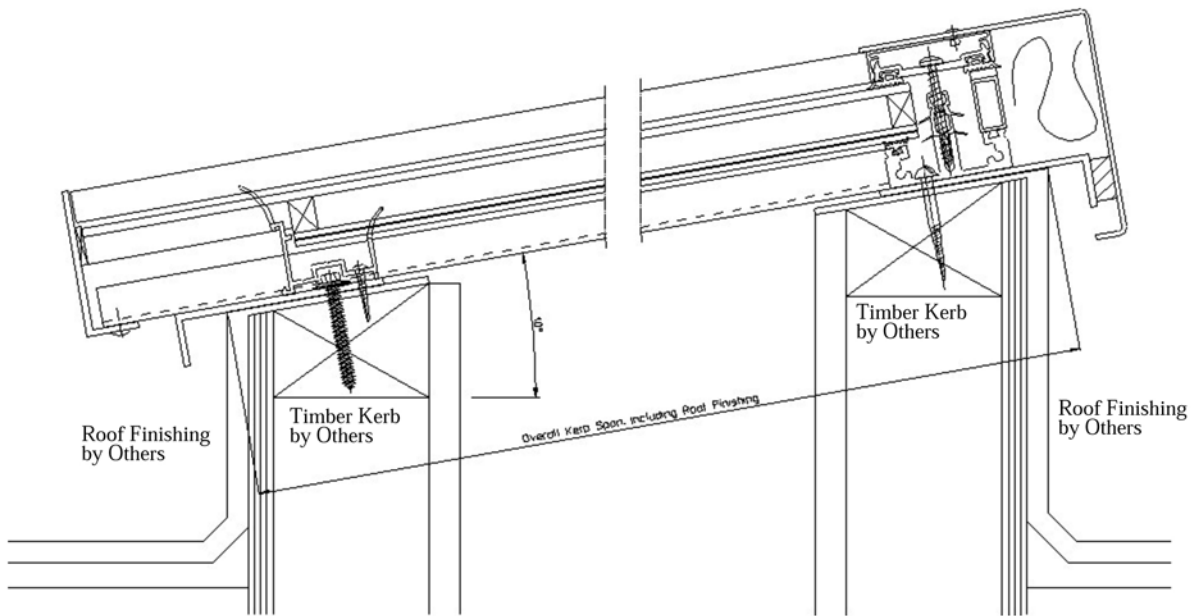
are available with glazing bay centers up to 1000mm

Bespoke Mono Pitch Rooflights

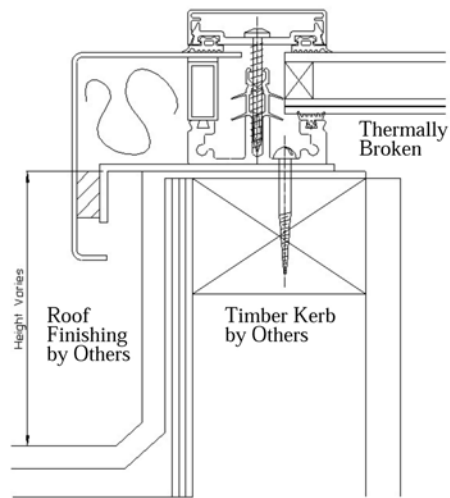
are available with glazing bay centers up to 1500mm

For further information please contact our Sales or Technical Department

Small Span Mono Pitch

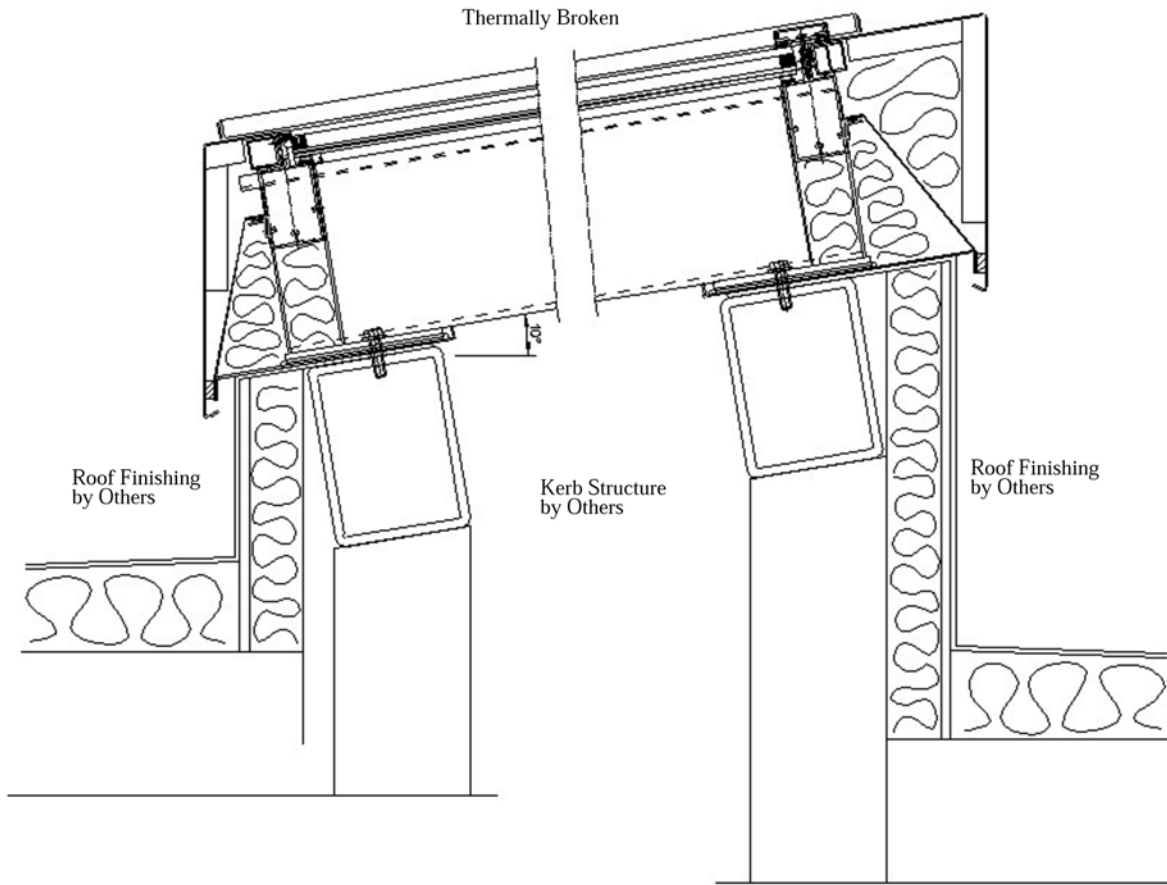


Span Kerb Section Views



End Kerb Section Views

Large Span Mono Pitch



Typical Kerb Details

Roofglaze Ltd
 Units 30 - 31
 Little End Road
 Eaton Socon
 St. Neots
 Cambridgeshire
 PE19 8JH

Tel 01480 474797
Fax 01480 474774
Email sales@roofglaze.co.uk

www.roofglaze.co.uk



Roofglaze