

**NOTES**

X NUMBER REQUIRED

**GLASS SPEC:**

OUTER : 6mm HST TOUGHENED GLASS  
 CAVITY : 16mm ARGON FILLED + WARM EDGE SPACER + DC3363 UV RESISTANT SILICONE EDGE SEAL  
 INNER : 6mm HST TOUGHENED OR 8.8mm LAMINATED GLASS + LOW E COATING

- LIGHT TRANSMISSION = 78 %
- CENTRE PANE U VALUE = 1.1 W/m².K
- SOLAR G VALUE = 0.63
- ACOUSTIC REDUCTION = 34 (6/6) 39 (6/8.8) Rw dB
- AIR PERMEABILITY = CWCT CLASS A4
- WEATHER RESTIANCE = CWCT CLASS A7
- WIND RESISTANCE = CWCT CLASS E2400
- WEIGHT = 45 KG/m²
- DOWSIL 3363 UV RESISTANT SILICONE EDGE SEALS TO IGU
- DOWSIL 791 UV RESISTANT EDGE SEALS TO FRAME
- AA FIRE-RATED: AA DESIGNATION (NATIONAL CLASS) OR bROOF (T4) EUROPEAN CLASS AND EUO CLASS A1 NON-COMBUSTIBLE
- LOADS = 750N/m² WIND & 640N/m² SNOW

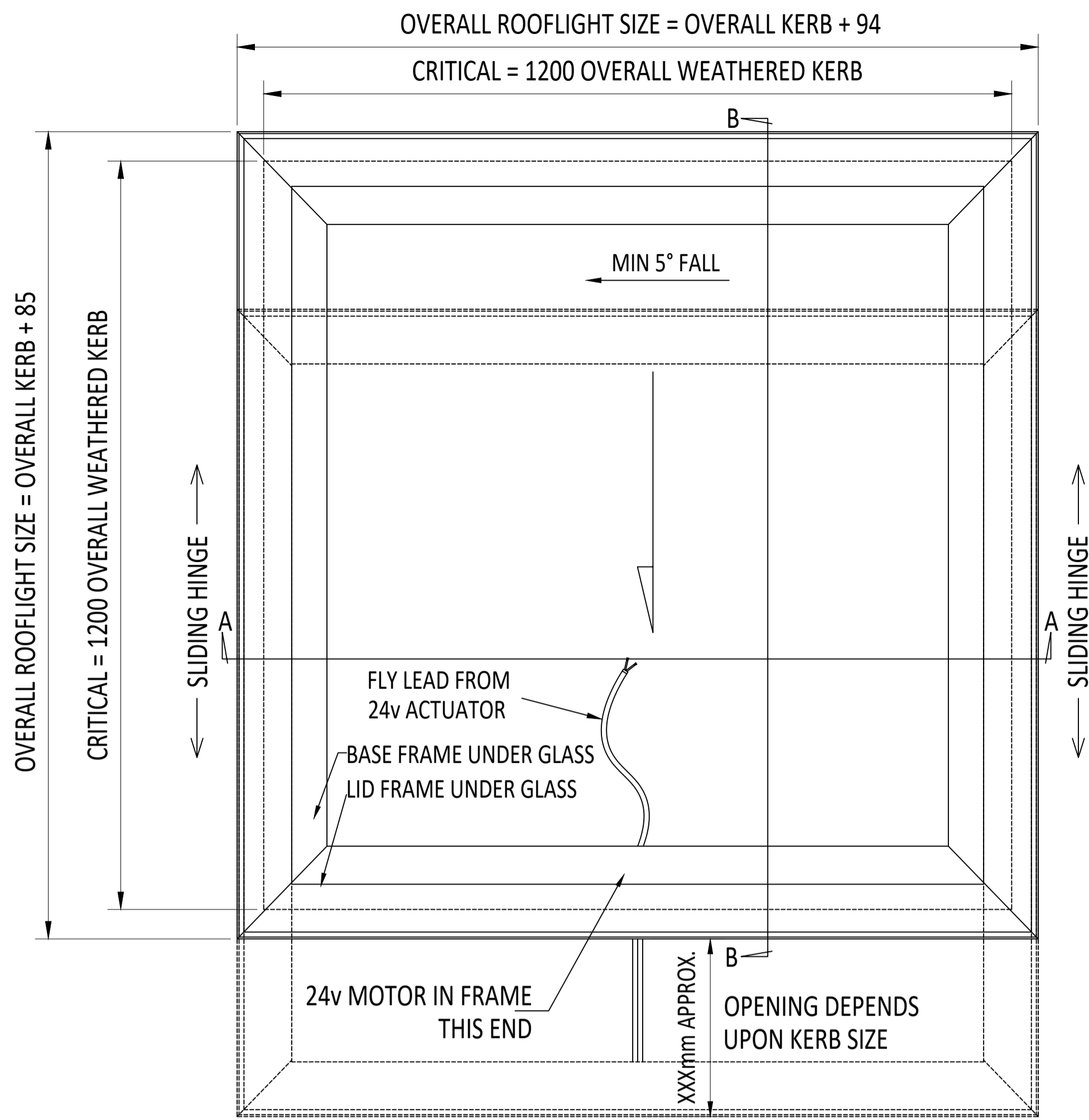
ROOFLIGHT ORDER SIZE = OVERALL FINISHED AND WEATHER KERB DIMS

GLASS BONDED TO FRAME WITH GLAZING SECURITY TAPE ILLBRUCK TN136

KERB DETAILS SHOWN INDICATIVE DETAILED DESIGN BY OTHERS

MIN. 5° FALL RECOMMENDED TO HELP SHED WATER. LARGER UNITS MAY REQUIRE STEEPER PITCHES. FINAL DECISION BY OTHERS.

CHAIN STROKE SET 300mm AS STANDARD. TRANSFORMER WALL SWITCH SUPPLIED AS STANDARD. POWERED BY 24v CHAINLINK ACTUATORS, ALL ELECTRICAL COMMISSIONING BY OTHERS. OTHER SWITCH OR CONTROL OPTIONS, SUCH AS REMOTE OPERATION AND MULTI-ROOFLIGHT CONTROL AVAILABLE UPON REQUEST.



EXTERNAL PLAN VIEW  
TRUE VIEW ON SLOPE

**CDM :HAZARD IDENTIFICATION - HANDLING MATERIALS**

BE AWARE OF SHARP EDGES AND CORNERS WHEN HANDLING MATERIALS. MOST EDGES AND CORNERS WILL BE DEBURRED BUT THERE IS STILL A SMALL RISK. WEAR APPROPRIATE PPE REQUIRED FOR THE TASK. THE MHOR 1992 SET OUT A CLEAR RANKING OF MEASURES FOR DEALING WITH RISKS FROM MANUAL HANDLING, THESE ARE:

- FIRST - AVOID HAZARDOUS MANUAL HANDLING OPERATIONS SO FAR AS IS REASONABLY PRACTICABLE.
- SECOND - ASSESS ANY HAZARDOUS MANUAL HANDLING OPERATIONS THAT CANNOT BE AVOIDED, AND
- THIRD - REDUCE THE RISK OF INJURY SO FAR AS IS REASONABLY PRACTICABLE.

HAND PROTECTION (MANDATORY) TO: BS EN 388:1994.  
 ROOFLIGHTS MUST ONLY BE INSTALLED BY COMPETENT CONTRACTORS.  
 DANGER OF DAMAGING GLASS IF IT IS WALKED UPON. GLASS IS CLASSED AS NON-FRAGILE BUT SHOULD NOT BE WALKED ON. USE SPREADER BOARDS.  
 REFER TO RISK ASSESSMENT FOR FURTHER DETAILS.  
 FALL FROM HEIGHTS DURING INSTALLATION.

KERB DETAILS SHOWN INDICATIVE ONLY. DETAILED DESIGN BY OTHERS

**230v MAINS POWER** [COMMON EARTH LIVE] [LIVE OPEN LIVE CLOSE] [MOTOR FLYLEAD]

**MANUAL SWITCH** [COMES AS STANDARD]

**REMOTE FOB** [OPTIONAL]

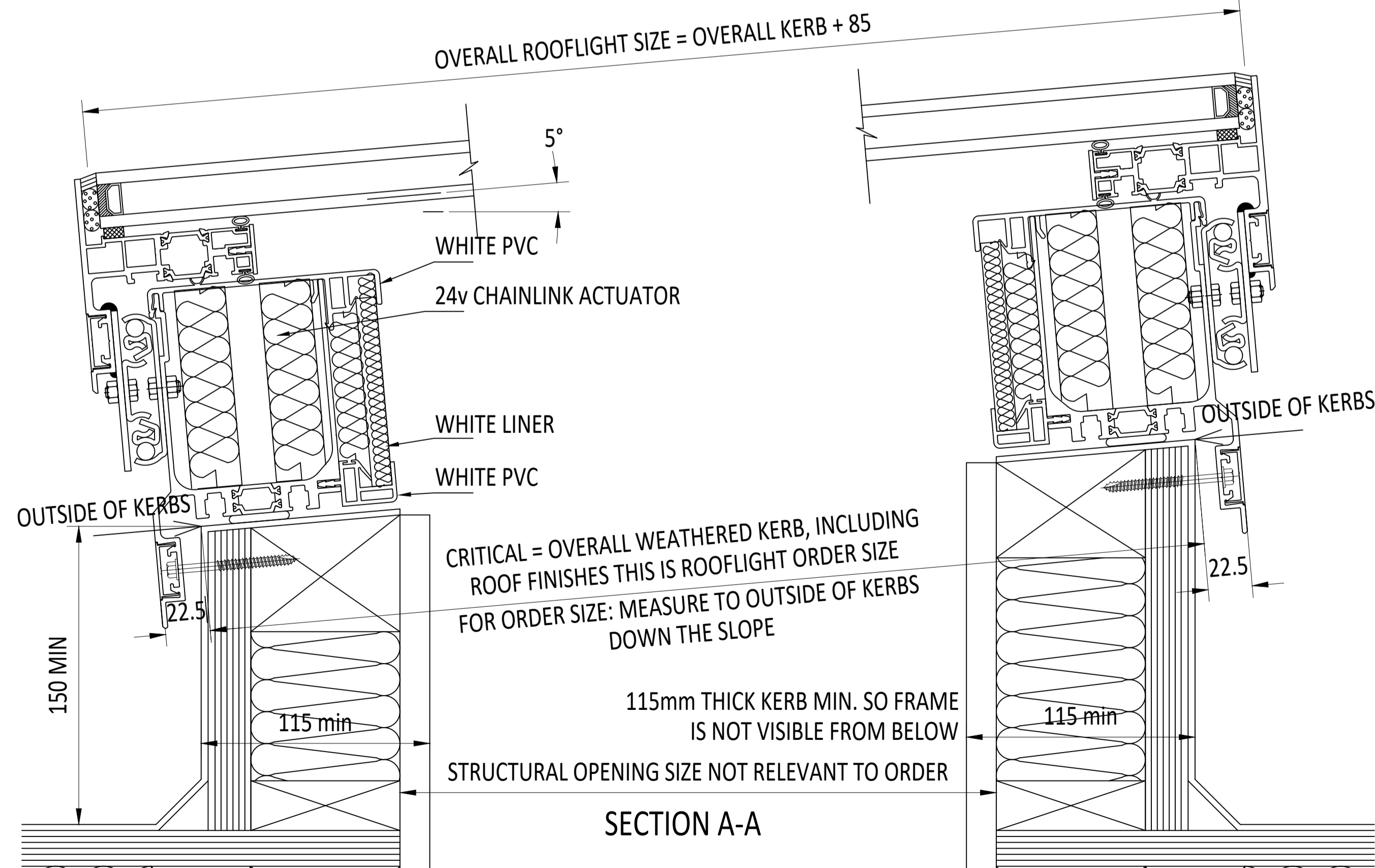
**24v ACTUATOR WITH TRANSFORMER SWITCH OPTIONS:**

- MANUAL WALL SWITCH (STANDARD)
- REMOTE FOB
- WIRED RAIN SENSOR
- WIRELESS RAIN SENSOR
- WIND AND RAIN SENSOR
- WI-FI WALL SWITCH WITH SMART APP
- BATTERY BACK-UP CONTROL PANEL
- REMOTE SWITCH
- SLAVE SWITCH
- MULTI-CHANNEL OPTIONS

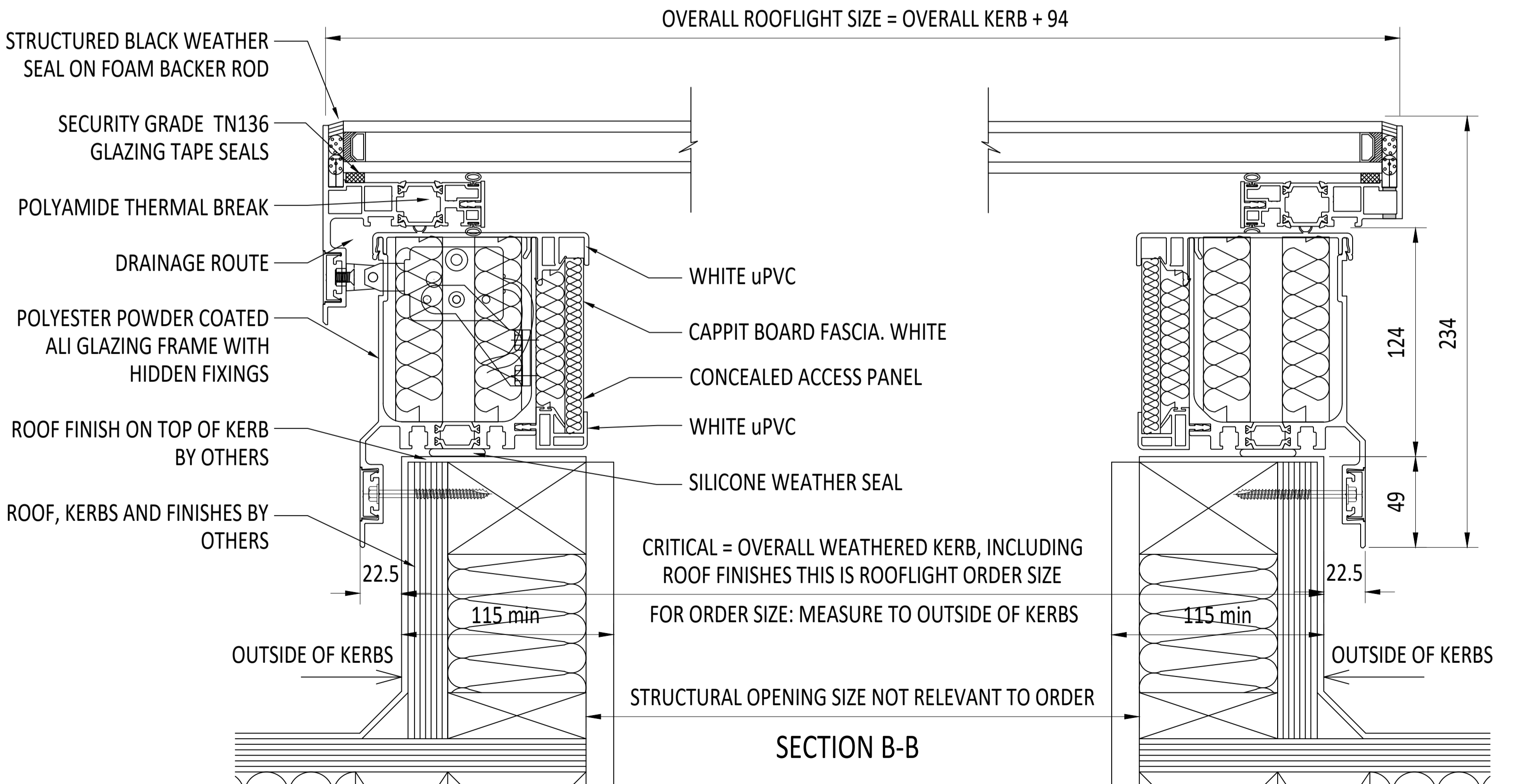
**WIRED OR WIRELESS RAIN SENSOR** [OPTIONAL]

MOTOR & SENSOR FLY LEADS MUST BE WIRED BACK TO SWITCH.

MOTOR FLY LEAD EXITS FRAME CENTRALLY OPPOSITE THE HINGE SIDE.



SECTION A-A



SECTION B-B

|                              |   |  |   |                      |                                       |   |  |                                     |          |                                  |
|------------------------------|---|--|---|----------------------|---------------------------------------|---|--|-------------------------------------|----------|----------------------------------|
| IF IN DOUBT ASK DO NOT SCALE | IT IS THE RESPONSIBILITY OF THE KERB DESIGNER TO ENSURE THE KERB WILL BE STRUCTURALLY ADEQUATE TO HOLD THE ROOFLIGHT. KERBS SHOWN ON THESE DRAWINGS ARE FOR ILLUSTRATION PURPOSES ONLY. | The manufacturer would advise an installation with a minimum pitch of 5° for rooflight units to minimize water pooling. Whilst the product can be installed flat without detriment to the warrantee, the manufacturer cannot be held responsible for any excessive pooling of water to the surface of the rooflight, post installation, if installed without an adequate fall. Larger units may require a greater fall. The final decision on amount of fall required must be made by the client and relayed to the installer. | THIS DRAWING MUST NOT BE COPIED OR PASSED TO A THIRD PARTY WITHOUT WRITTEN CONSENT FROM THE MANUFACTURER. | CHECKED: D.PUGH      | TOLERANCE UNLESS OTHERWISE STATED: ±5 | MATERIAL: ALUMINIUM + GLASS   | Roofglaze Rooflights Ltd,<br>11 Howard Road, Eaton Socon,<br>St Neots, Cambs, PE19 8ET<br>Telephone 01480 474797 | DRAWING N°: RGR-HV-20-304           | REV: A1  | ROOFGLAZE<br>Lighting by nature™ |
|                              |   |  |   | DATE: 30-06-2021     | DIMENSIONS IN: MM                     | FINISH: STANDARD POLYESTER POWDER COAT OPTIONS: RAL 7016 ANTHRACITE GREY, RAL 9005 BLACK, RAL 9010 WHITE, 30% GLOSS |  | TITLE: SKYWAY 24v SLIDING FLATGLASS | SIZE: A1 |                                  |
| DATE: XX-XX-202X             |   |  |   | SCALE: 1:2, 1:7 @ A1 | REV: AMENDMENTS                       | SIGNED  | CHECKED  | DATE                                |          |                                  |