

NOTES

X No. REQUIRED

GLAZING SPECIFICATION:

OUTER SKIN: 6mm CLEAR TOUGHENED GLASS
WITH SANDBLAST BORDER TO FACE 2 OR PAINT
CAVITY: 16mm ARGON FILLED + WARM EDGE SPACER
INNER SKIN: 6mm CLEAR HST TOUGHENED GLASS
WITH LOW-E COATING TO CAVITY FACE

SILICONE BONDED

ROOFLIGHT WEIGHT = 43 kg/m²

STANDARD DESIGN LOAD = 750 N/m². (Please inform us if you require a higher load for wind etc.)

BORDER SHOWN AS STANDARD TO COVER GLAZING FRAME.
OTHER DIMS AVAILABLE UPON REQUEST. PAINT OPTION AVAILABLE ON TOUGHENED TOUGHENED DGU'S ONLY.

LIGHT TRANSMISSION = 78%

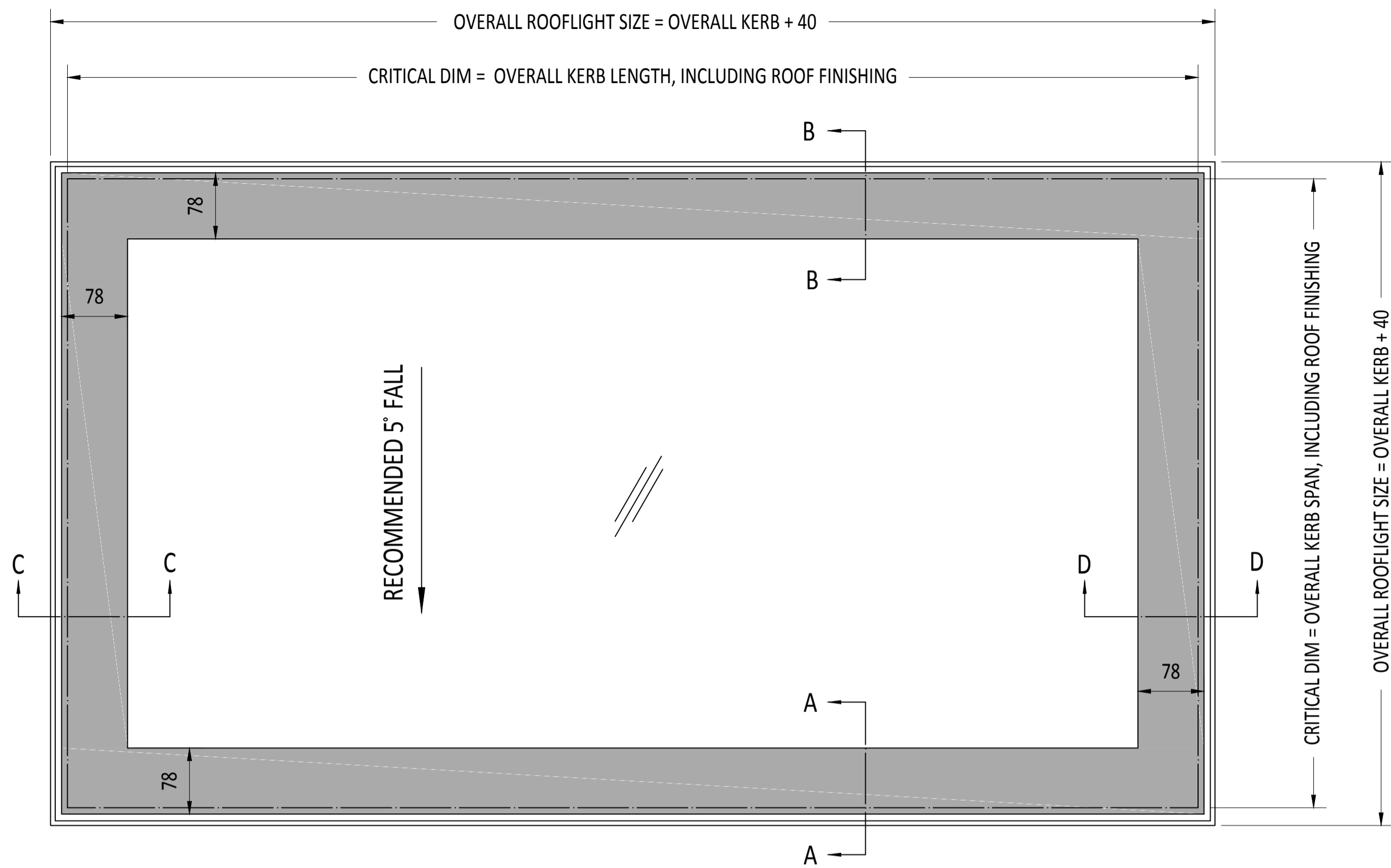
SOLAR G VALUE = 0.63

ACOUSTIC = 34 Rw dB

CENTRE PANE U VALUE = 1.1W/m².K

PRODUCT U VALUE = AS LOW AS 1.3 W/m².K

DIMENSIONS SHOWN DOWN THE SLOPE KERB DETAILS SHOWN INDICATIVE DETAILED DESIGN BY OTHERS.

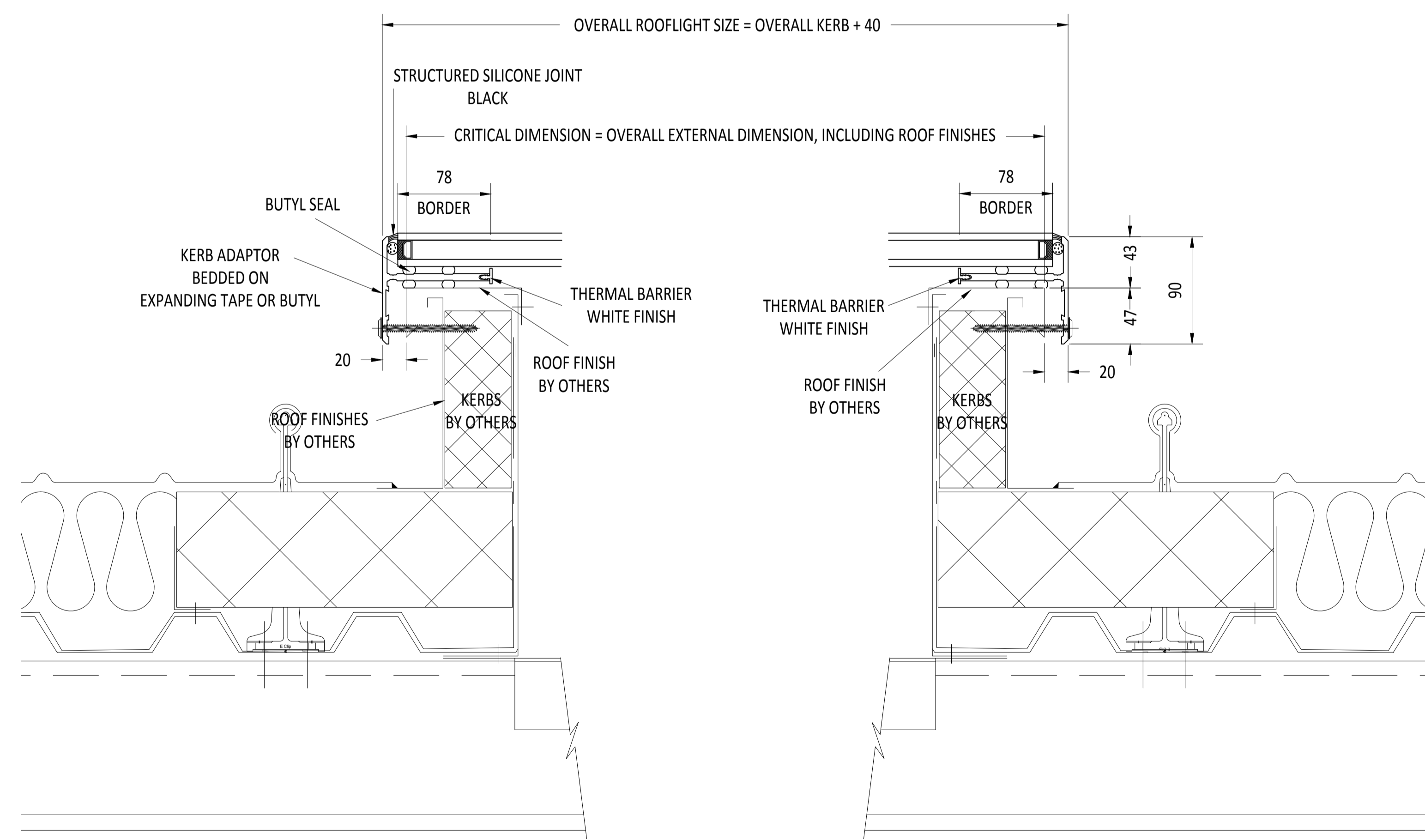
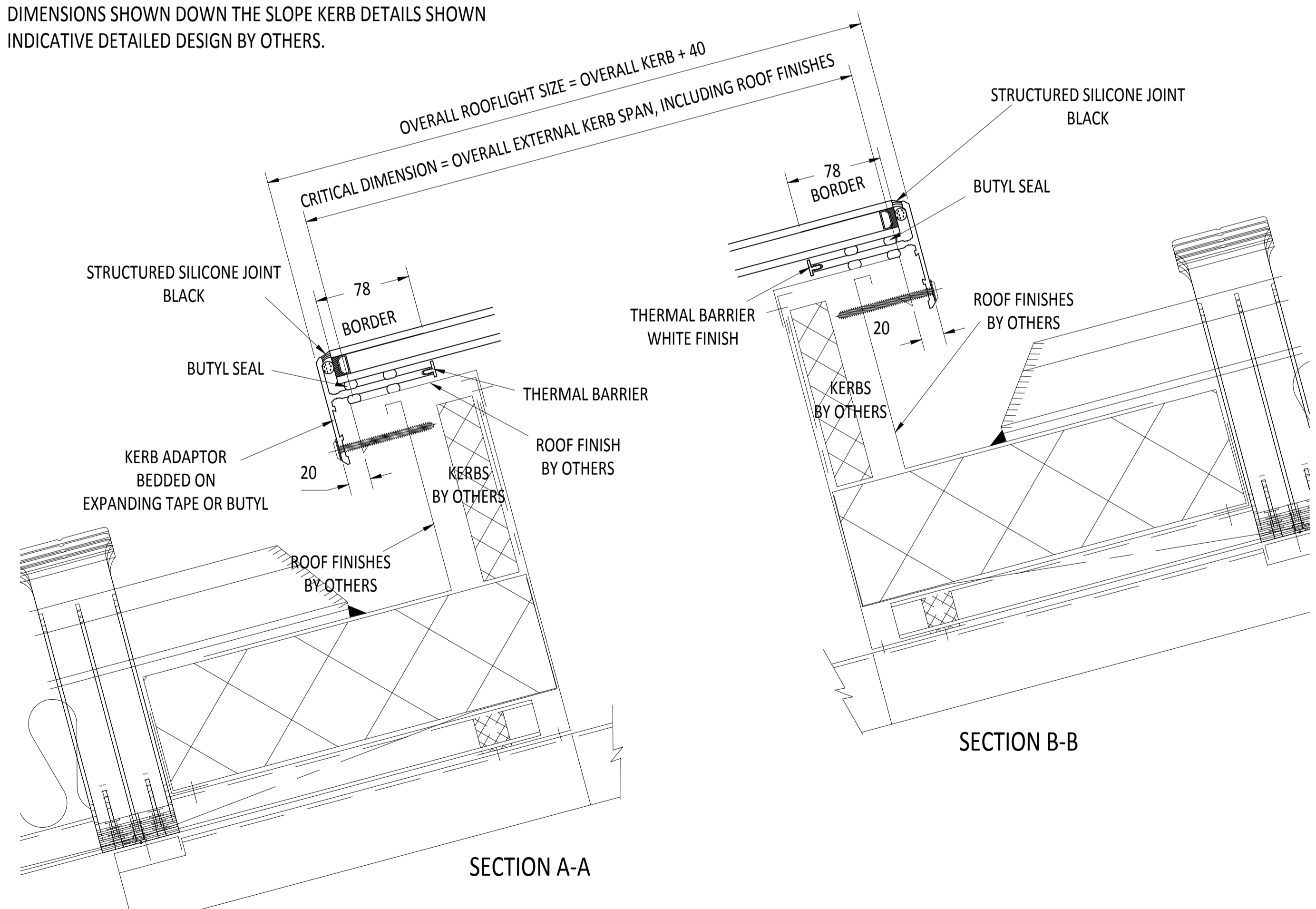


PLAN VIEW
True view on slope

CDM :HAZARD IDENTIFICATION - HANDLING MATERIALS
BE AWARE OF SHARP EDGES AND CORNERS WHEN HANDLING MATERIALS. MOST EDGES AND CORNERS WILL BE DEBURROD BUT THERE IS STILL A SMALL RISK. WEAR APPROPRIATE PPE REQUIRED FOR THE TASK. THE MHOR 1992 SET OUT A CLEAR RANKING OF MEASURES FOR DEALING WITH RISKS FROM MANUAL HANDLING. THESE ARE:

- FIRST : AVOID HAZARDOUS MANUAL HANDLING OPERATIONS SO FAR AS IS REASONABLY PRACTICABLE;
- SECOND : ASSESS ANY HAZARDOUS MANUAL HANDLING OPERATIONS THAT CANNOT BE AVOIDED; AND
- THIRD : REDUCE THE RISK OF INJURY SO FAR AS IS REASONABLY PRACTICABLE.

HAND PROTECTION (MANDATORY) TO: BS EN 388:1994.
ROOFLIGHTS MUST ONLY BE INSTALLED BY COMPETENT CONTRACTORS.
DANGER OF DAMAGING GLASS IF IT IS WALKED UPON. GLASS IS CLASSED AS NON-FRAGILE BUT SHOULD NOT BE WALKED ON. USE SPREADER BOARDS.
REFER TO RISK ASSESSMENT FOR FURTHER DETAILS.



**IF IN DOUBT ASK
DO NOT SCALE**

IT IS THE RESPONSIBILITY OF THE KERB DESIGNER TO ENSURE THE KERB WILL BE STRUCTURALLY ADEQUATE TO HOLD THE ROOFLIGHT. KERBS SHOWN ON ROOFGLAZE DRAWINGS ARE FOR ILLUSTRATION PURPOSES ONLY.

Roofglaze would advise an installation with a minimum pitch of 5° for rooflight units to minimize water pooling. Whilst the product can be installed flat without detriment to the warranty, Roofglaze cannot be held responsible for any excessive pooling of water to the surface of the rooflight post installation, if installed without an adequate fall.

THIS DRAWING MUST NOT BE COPIED OR PASSED TO A THIRD PARTY WITHOUT WRITTEN CONSENT FROM ROOFGLAZE LIMITED.

CHECKED	DATE	DRAWN	DATE
D. PUGH	15-12-2015		

TOLERANCE UNLESS OTHERWISE STATED	±5
DIMENSIONS IN	MM
SCALE	1:5 @ A1 1:3 @ A1

MATERIAL	ALUMINIUM + GLASS
FINISH	POLYESTER POWDER COATING COLOUR T.B.C.

REV	AMENDMENTS	SIGNED	CHECKED	DATE

Roofglaze Limited,
11 Howard Road, Eaton Socon, St Neots, Cambs, PE19 8ET
Telephone 01480 474797. Fax 01480 474774.
E-mail technical@roofglaze.co.uk

TITLE: **STANDING SEAM SOAKER
DOUBLE GLAZED FLATGLASS SINGLE PANE**

A1

DRAWING N°
RG-80-102
SHEET 1 OF 1

