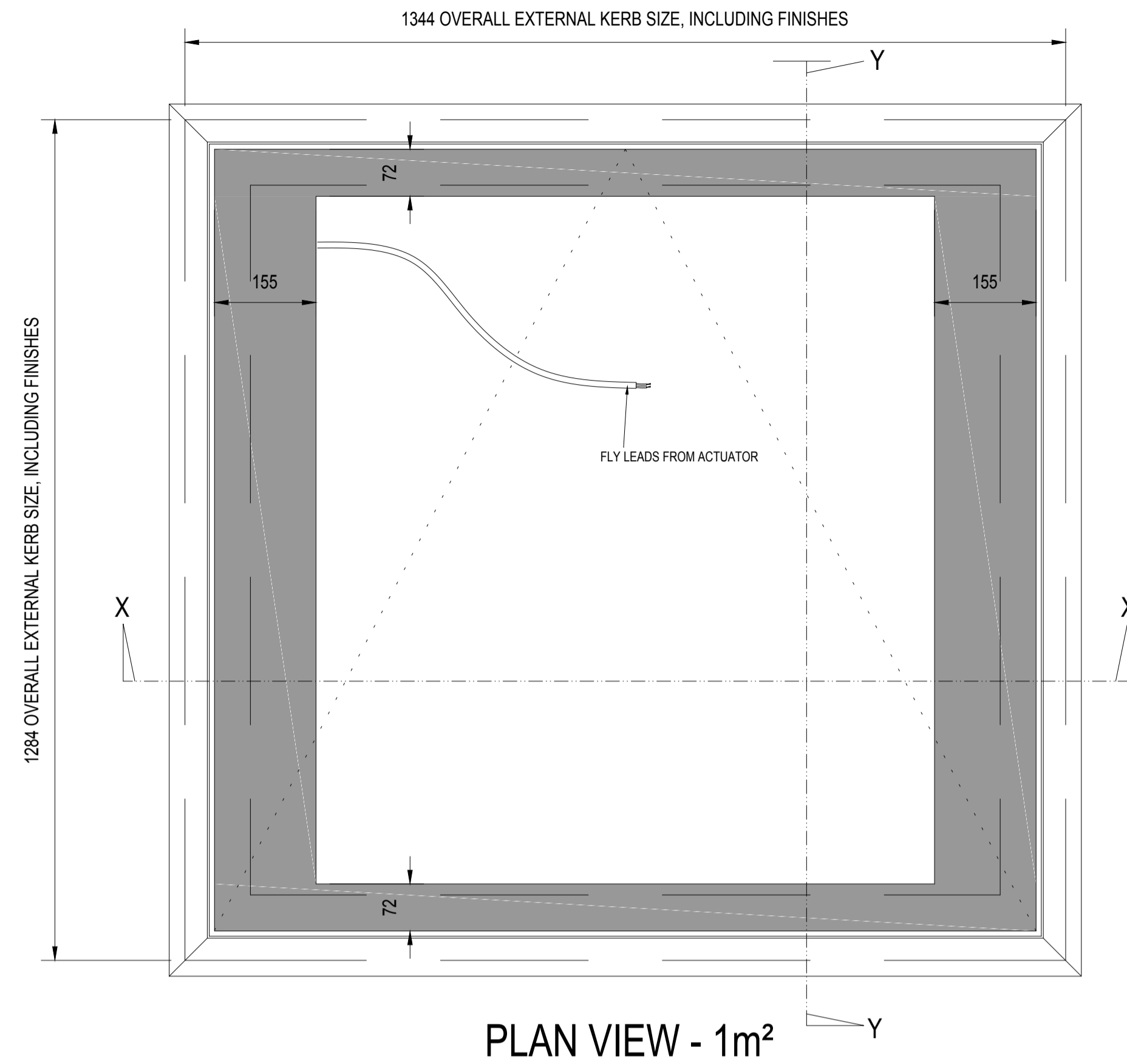
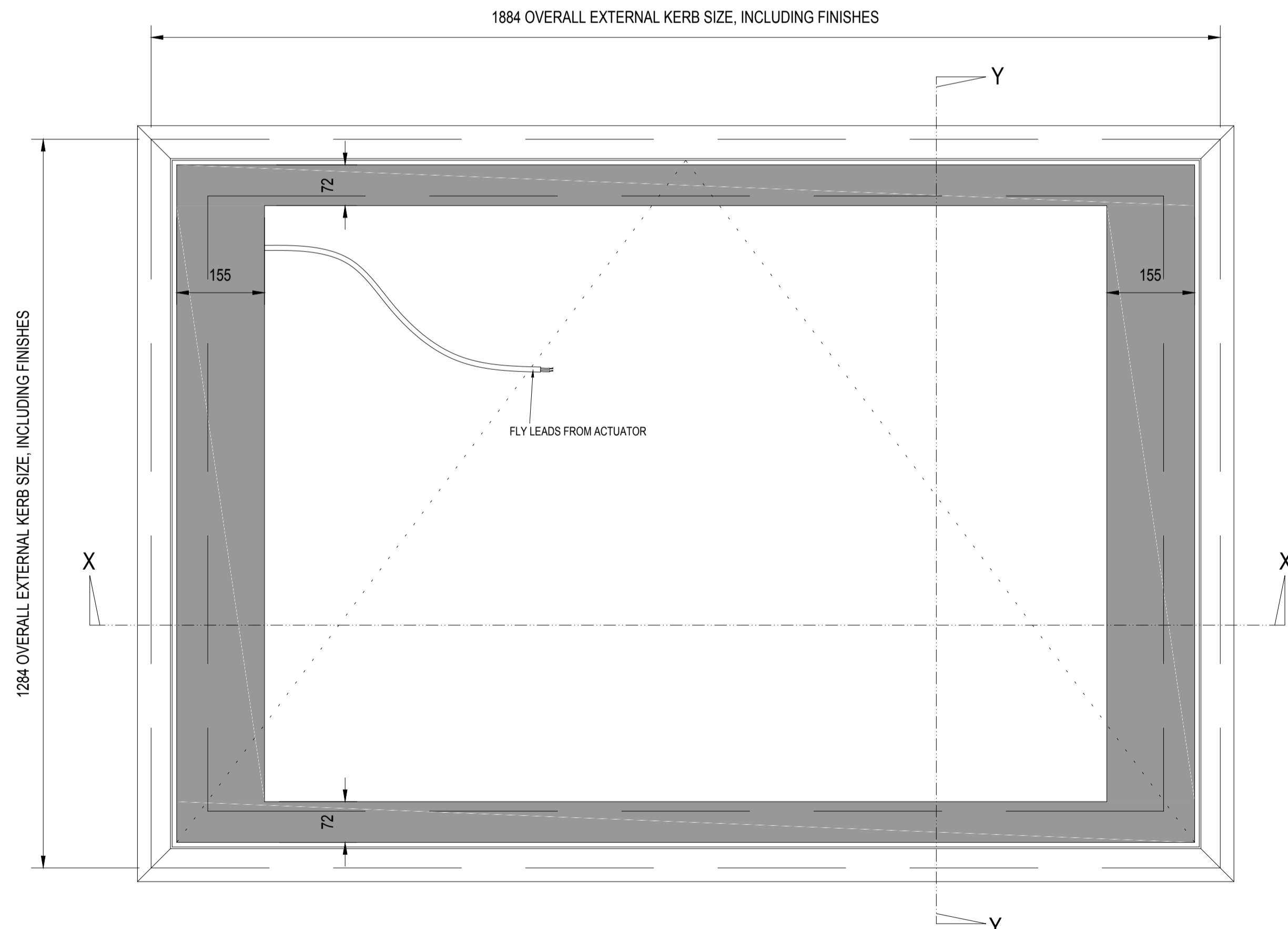


CDM :HAZARD IDENTIFICATION - HANDLING MATERIALS
BE AWARE OF SHARP EDGES AND CORNERS WHEN HANDLING MATERIALS. MOST EDGES AND CORNERS WILL BE DEBURRDED BUT THERE IS STILL A SMALL RISK. WEAR APPROPRIATE PPE REQUIRED FOR THE TASK.
THE MHOR 1992 SET OUT A CLEAR RANKING OF MEASURES FOR DEALING WITH RISKS FROM MANUAL HANDLING, THESE ARE:
• **FIRST** - AVOID HAZARDOUS MANUAL HANDLING OPERATIONS SO FAR AS IS REASONABLY PRACTICABLE;
• **SECOND** - ASSESS ANY HAZARDOUS MANUAL HANDLING OPERATIONS THAT CANNOT BE AVOIDED, AND
• **THIRD** - REDUCE THE RISK OF INJURY SO FAR AS IS REASONABLY PRACTICABLE.
HAND PROTECTION (MANDATORY) TO: BS EN 388:1994.
ROOFLIGHTS MUST ONLY BE INSTALLED BY COMPETENT CONTRACTORS.
DANGER OF DAMAGING GLASS IF IT IS WALKED UPON. GLASS IS CLASSED AS NON-FRAGILE BUT SHOULD NOT BE WALKED ON. USE SPREADER BOARDS.
REFER TO RISK ASSESSMENT FOR FURTHER DETAILS.

KERB CONSTRUCTION SHOWN INDICATIVE ONLY. DETAILED DESIGN BY OTHERS



PLAN VIEW - 1m²



PLAN VIEW - 1.5m²

NOTES

X No. REQUIRED

GLAZING SPECIFICATION:

OUTER SKIN: 6mm CLEAR TOUGHENED GLASS
WITH SANDBLAST BORDER TO FACE 2 OR PAINT
CAVITY: 16mm ARGON FILLED + WARM EDGE SPACER
INNER SKIN: 6mm CLEAR HST TOUGHENED GLASS
WITH LOW-E COATING TO CAVITY FACE
SILICONE BONDED

SOLID TOP COMPOSITE INSULATED PANEL AVAILABLE.

STANDARD DESIGN LOAD = 750 N/m². (Please inform us if you require a higher load for wind etc.)

BORDER SHOWN AS STANDARD TO COVER GLAZING FRAME.
OTHER DIMS AVAILABLE UPON REQUEST. PAINT OPTION AVAILABLE ON TOUGHENED TOUGHENED DGU'S ONLY.

LIGHT TRANSMISSION = 78%

SOLAR G VALUE = 0.63

ACOUSTIC = 35 Rw dB

CENTRE PANE U VALUE = 1.1 W/m².K

PRODUCT U VALUE = AS LOW AS 1.3 W/m².K

KERB DETAILS SHOWN INDICATIVE DETAILED DESIGN BY OTHERS.

IF KERBS ARE MORE THAN 130mm THICK INCLUDING FINISHES, AN AIR CIRCULATION GAP MUST BE USED TO AVOID HEAT BUILD UP UNDER ANNEALED LAMINATED GLASS.

BS EN 12101-2 COMPLIANT TO RELEVANT ANNEX: ITT TESTING OF A NATURAL SMOKE AND HEAT EXHAUST VENTILATOR:

- ANNEX C: RELIABILITY TEST (RE 1000 CYCLES)
- ANNEX D: OPENING UNDER LOAD (SL250)
- ANNEX E: LOW AMBIENT TEMPERATURE T (00)
- ANNEX F: WIND LOAD (WL1500)
- ANNEX G: HEAT EXPOSURE TEST (B300)

COPY OF TEST REPORTS AVAILABLE.

FREE AIR DIMS:

- 1.0m²
- 1.5m²

ROOFLIGHT WEIGHT FOR 1m² = 121 kg
ROOFLIGHT WEIGHT FOR 1.5m² = 164 kg

OPENING TO 90° OR 140°.

FLY LEAD FROM MOTORS = 1m EXITING IN CORNER OF FRAME.

ROOFLIGHT KERB MUST BE NO MORE THAN 5° OUT OF PLANE TO MAINTAIN STATED FREE AIR AREAS.

CONTROL PANEL SP600 WITH BATTERY BACKUP. WIRING DETAILS AVAILABLE.

1.5m² UNIT HAS AN ELECTRIC LOCK THAT MUST BE WIRED INTO THE SP600 CONTROL PANEL.

IF IN DOUBT ASK
DO NOT SCALE

IT IS THE RESPONSIBILITY OF THE KERB DESIGNER TO ENSURE THE KERB WILL BE STRUCTURALLY ADEQUATE TO HOLD THE ROOFLIGHT. KERBS SHOWN ON ROOFLAZE DRAWINGS ARE FOR ILLUSTRATION PURPOSES ONLY.

Roofglaze would advise an installation with a minimum pitch of 5° for rooflight units to minimize water pooling. Whilst the product can be installed flat without detriment to the warranty, Roofglaze cannot be held responsible for any excessive pooling of water to the surface of the rooflight post installation, if installed without an adequate fall.

THIS DRAWING MUST NOT BE COPIED OR PASSED TO A THIRD PARTY WITHOUT WRITTEN CONSENT FROM ROOFLAZE LIMITED.

CHECKED
DATE
DRAWN
D. PUGH
DATE
20-10-2016

TOLERANCE UNLESS OTHERWISE STATED ±5
DIMENSIONS IN MM
SCALE 1:7 @ A1

MATERIAL ALUMINIUM + GLASS
FINISH POLYESTER POWDER COATING RAL T.B.C.

REV	AMENDMENTS	SIGNED	CHECKED	DATE

Roofglaze Limited.
11 Howard Road, Eaton Socon, St Neots, Cambs, PE19 8ET
Telephone 01480 474797. Fax 01480 474774.
E-mail technical@roofglaze.co.uk

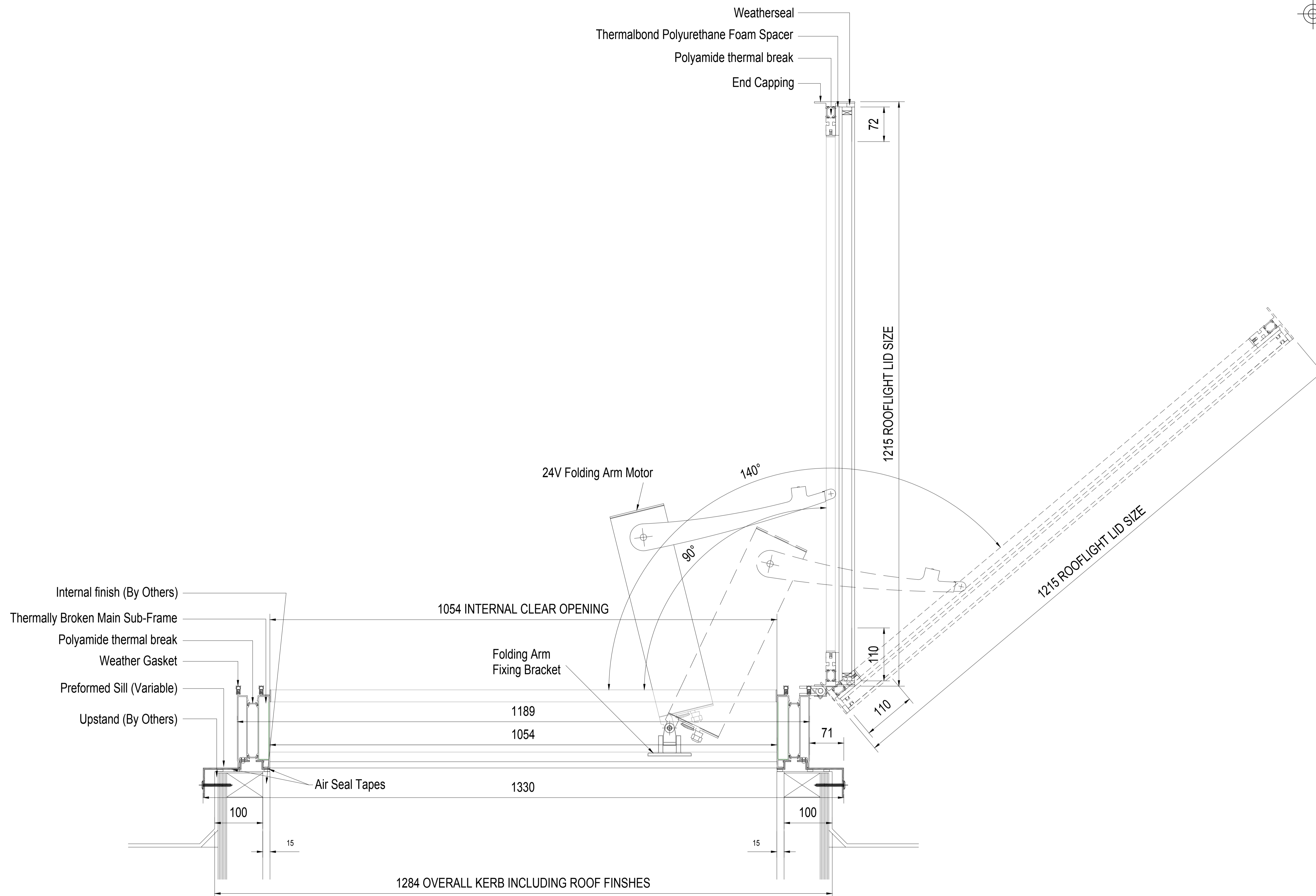
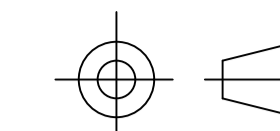
TITLE: HINGED AOV FLATGLASS
EN 12101 COMPLIANT SMOKE VENT

A1

DRAWING N°:
RG-80-311
SHEET 1 OF 3

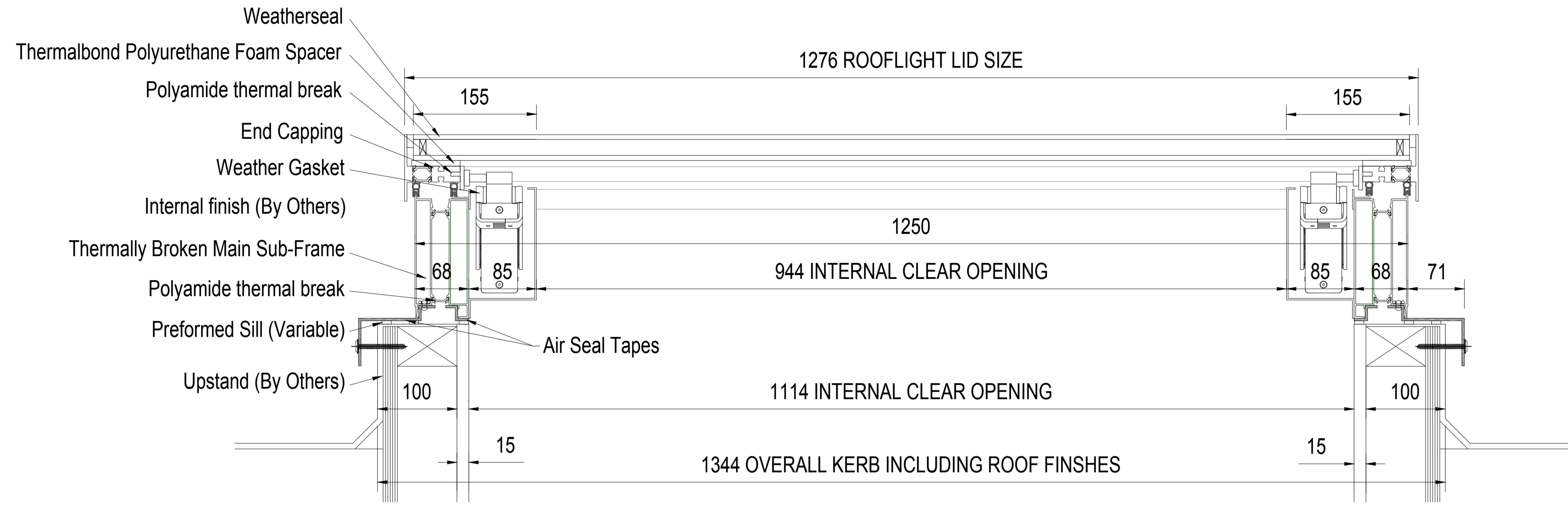
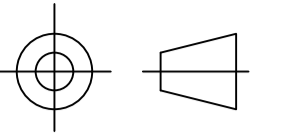
REV



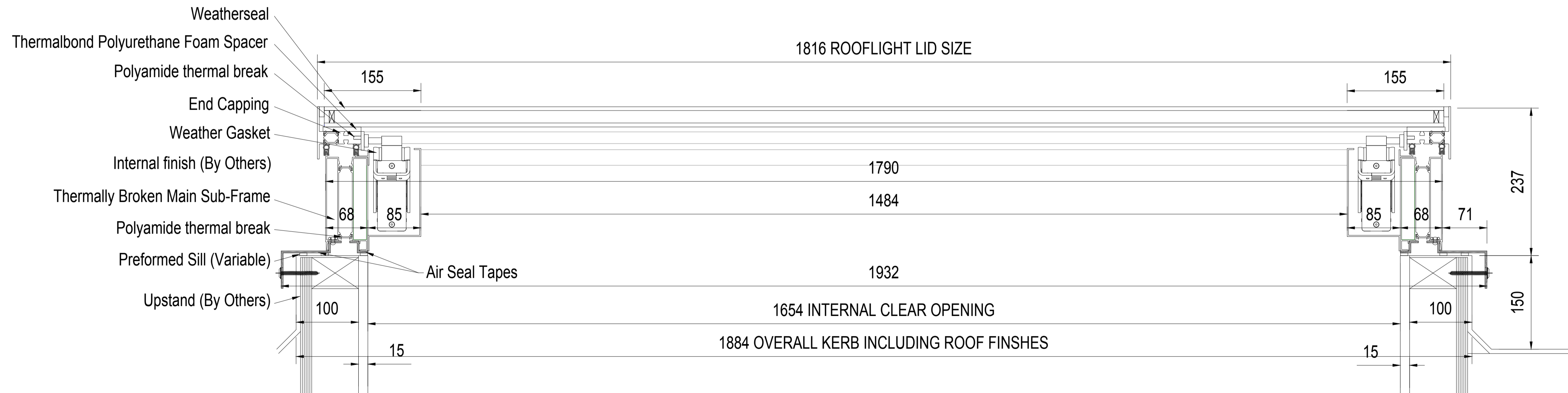


SECTION Y-Y

IF IN DOUBT ASK DO NOT SCALE	IT IS THE RESPONSIBILITY OF THE KERB DESIGNER TO ENSURE THE KERB WILL BE STRUCTURALLY ADEQUATE TO HOLD THE ROOFLIGHT. KERBS SHOWN ON ROOFLAZE DRAWINGS ARE FOR ILLUSTRATION PURPOSES ONLY.	Roofglaze would advise an installation with a minimum pitch of 5° for rooflight units to minimize water pooling. Whilst the product can be installed flat without detriment to the warranty, Roofglaze cannot be held responsible for any excessive pooling of water to the surface of the rooflight post installation, if installed without an adequate fall.	THIS DRAWING MUST NOT BE COPIED OR PASSED TO A THIRD PARTY WITHOUT WRITTEN CONSENT FROM ROOFLAZE LIMITED.	CHECKED DATE DRAWN DATE	TOLERANCE UNLESS OTHERWISE STATED ±5 DIMENSIONS IN MM SCALE 1:4 @ A1	MATERIAL ALUMINIUM + GLASS FINISH POLYESTER POWDER COATING	REV AMENDMENTS SIGNED CHECKED DATE	Roofglaze Limited, 11 Howard Road, Eaton Socon, St Neots, Cambs, PE19 8ET Telephone 01480 474797. Fax 01480 474774. E-mail technical@roofglaze.co.uk		TITLE: HINGED AOV FLATGLASS EN 12101 COMPLIANT SMOKE VENT	A1	DRAWING N°: RG-80-311 SHEET 2 OF 3	REV
				D. PUGH 20-10-2016			REV AMENDMENTS SIGNED CHECKED DATE						
				DATE 20-10-2016			REV AMENDMENTS SIGNED CHECKED DATE						



SECTION X-X - 1m²



SECTION X-X - 1.5m²

IF IN DOUBT ASK
 DO NOT SCALE

IT IS THE RESPONSIBILITY OF THE KERB DESIGNER TO ENSURE THE KERB WILL BE STRUCTURALLY ADEQUATE TO HOLD THE ROOFLIGHT. KERBS SHOWN ON ROOFLAZE DRAWINGS ARE FOR ILLUSTRATION PURPOSES ONLY.

Roofglaze would advise an installation with a minimum pitch of 5° for rooflight units to minimize water pooling. Whilst the product can be installed flat without detriment to the warranty, Roofglaze cannot be held responsible for any excessive pooling of water to the surface of the rooflight post installation, if installed without an adequate fall.

THIS DRAWING MUST NOT BE COPIED OR PASSED TO A THIRD PARTY WITHOUT WRITTEN CONSENT FROM ROOFLAZE LIMITED.

CHECKED
 DATE
 DRAWN
 D. PUGH
 DATE
 20-10-2016

TOLERANCE UNLESS OTHERWISE STATED ±5
 DIMENSIONS IN MM
 SCALE 1:4 @ A1

MATERIAL
 ALUMINIUM + GLASS
 FINISH
 POLYESTER POWDER COATING

REV	AMENDMENTS	SIGNED	CHECKED	DATE

Roofglaze Limited.
 11 Howard Road, Eaton Socon, St Neots, Cambs, PE19 8ET
 Telephone 01480 474797. Fax 01480 474774.
 E-mail technical@roofglaze.co.uk

TITLE:
HINGED AOV FLATGLASS
EN 12101 COMPLIANT SMOKE VENT

A1

DRAWING N°:
RG-80-311
 SHEET 3 OF 3

REV

