

KERB DETAILS SHOWN INDICATIVE ONLY. DETAILED DESIGN BY OTHERS

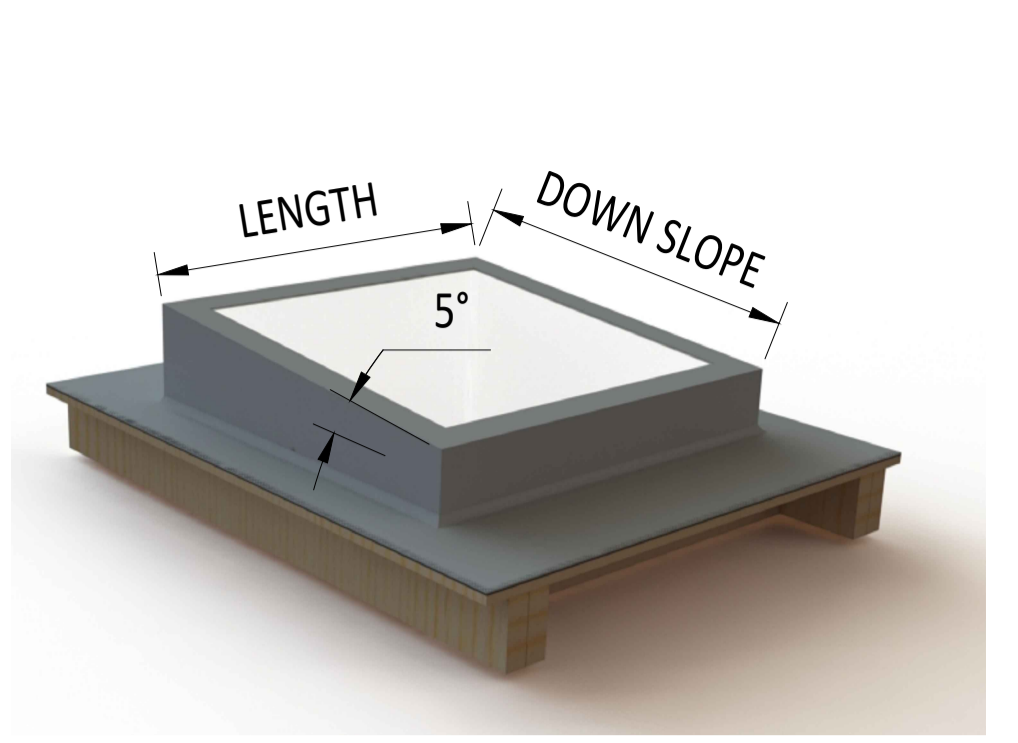
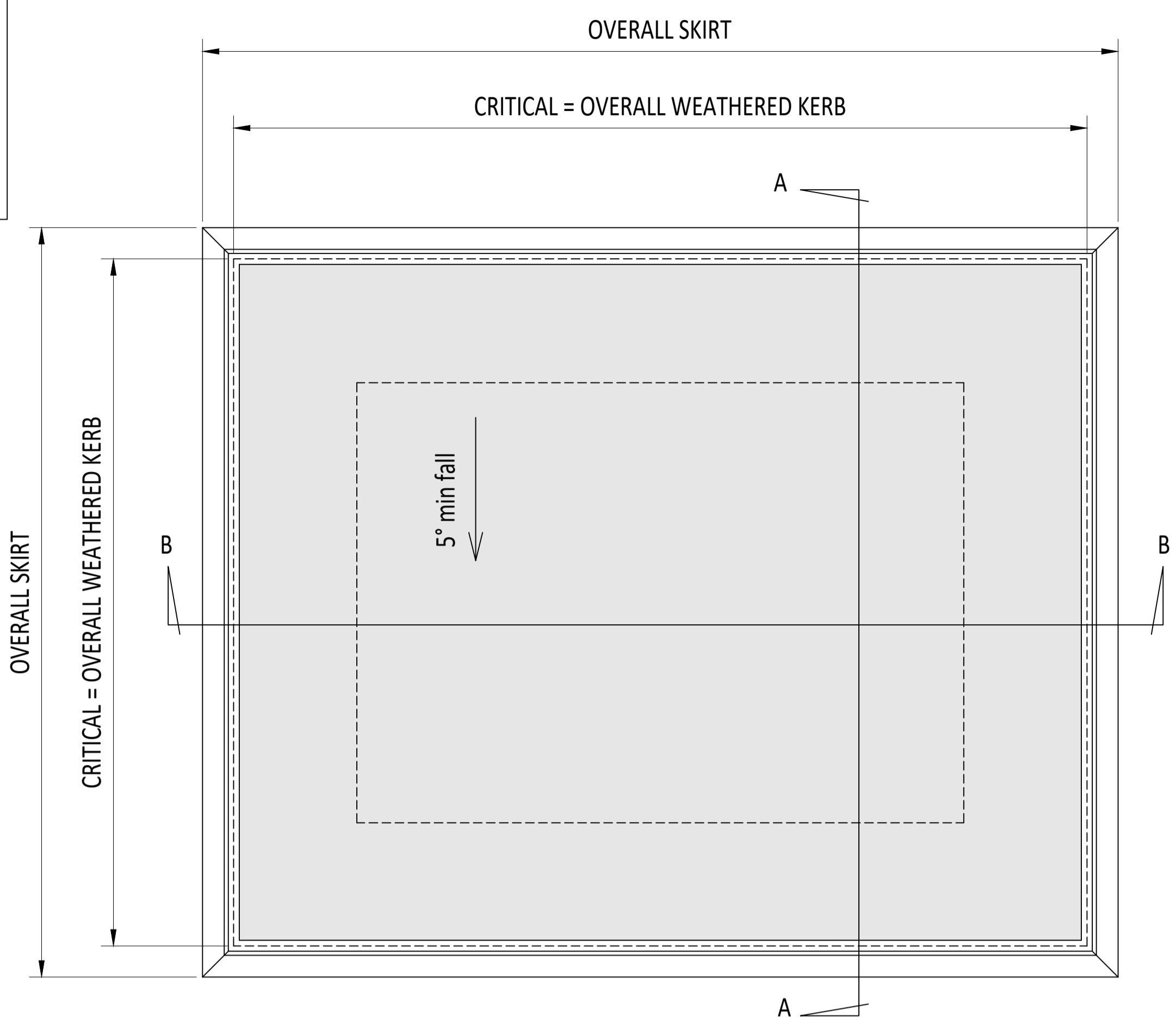
CDM :HAZARD IDENTIFICATION - HANDLING MATERIALS
 BE AWARE OF SHARP EDGES AND CORNERS WHEN HANDLING MATERIALS. MOST EDGES AND CORNERS WILL BE DEBURRDED BUT THERE IS STILL A SMALL RISK. WEAR APPROPRIATE PPE REQUIRED FOR THE TASK.
 THE MHOR 1992 SET OUT A CLEAR RANKING OF MEASURES FOR DEALING WITH RISKS FROM MANUAL HANDLING, THESE ARE:

- FIRST - AVOID HAZARDOUS MANUAL HANDLING OPERATIONS SO FAR AS IS REASONABLY PRACTICABLE;
- SECOND - ASSESS ANY HAZARDOUS MANUAL HANDLING OPERATIONS THAT CANNOT BE AVOIDED; AND
- THIRD - REDUCE THE RISK OF INJURY SO FAR AS IS REASONABLY PRACTICABLE.

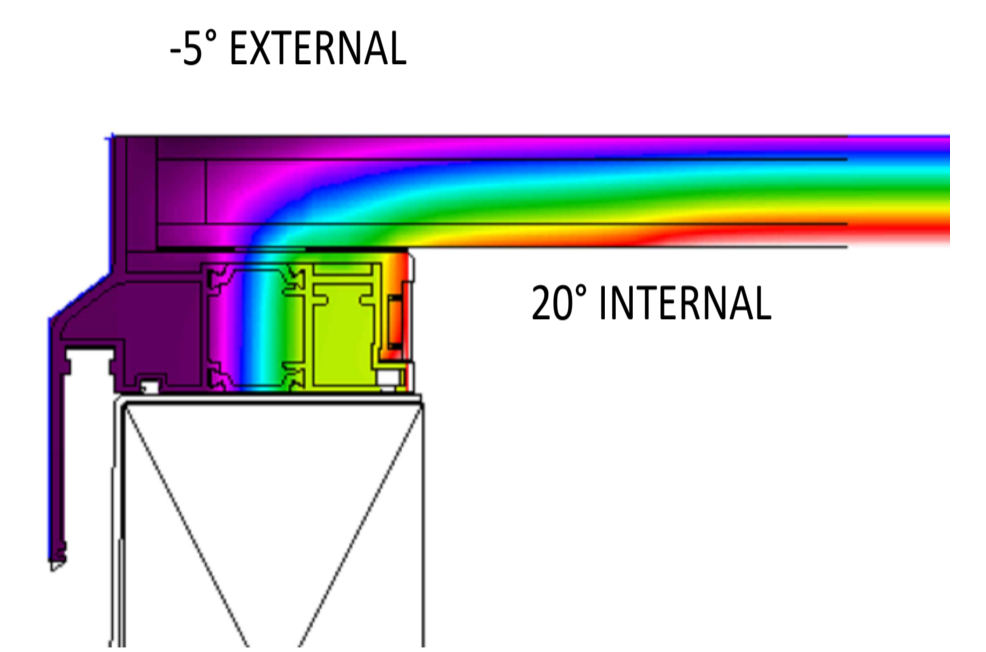
HAND PROTECTION (MANDATORY) TO: BS EN 388:1994.
 ROOFLIGHTS MUST ONLY BE INSTALLED BY COMPETENT CONTRACTORS.
 DANGER OF DAMAGING GLASS IF IT IS WALKED UPON. GLASS IS CLASSED AS NON-FRAGILE BUT SHOULD NOT BE WALKED ON. USE SPREADER BOARDS.
 REFER TO RISK ASSESSMENT FOR FURTHER DETAILS.

NOTES

- X No. REQUIRED
- GLASS SPEC:
 OUTER : 6mm CLEAR HST TOUGHENED GLASS + 1.1 LOW E COATING
 CAVITY : 18mm ARGON FILLED + WARM EDGE SPACER
 INNER : 8.8mm CLEAR LAMINATED WITH POLISHED EDGES
 SILICONE BONDED
- LIGHT TRANSMISSION = 78 %
 CENTRE PANE U VALUE = 1.1 W/m².K
 SOLAR G VALUE = 0.63
 ACOUSTIC REDUCTION = 37 Rw dB
 WEIGHT = 50 KG/m²
- ROOFLIGHT ORDER SIZE = OVERALL FINISHED AND WEATHER KERB DIMS.
- GLASS BONDED TO FRAME WITH GLAZING SECURITY TAPE.
- KERB DETAILS SHOWN INDICATIVE DETAILED DESIGN BY OTHERS.
- MIN. 5° FALL RECOMMENDED TO HELP SHED WATER. LARGER UNITS MAY REQUIRE STEEPER PITCHES.
- PRODUCT U-VALUE = AS LOW AS 1.2 W/m².K (u-values are size dependant)
- DESIGN LOADS: 750N/m² WIND 640N/m² SNOW AS STANDARD
 OTHER LOADS TO BE SPECIFIED BY CLIENT.
- DUE TO THE POSSIBILITY OF THERMAL FRACTURE IN ANNEALED LAMINATE:
- KERBS SHOULD BE LESS THAN 130mm THICK
 - SHADOWS MOVING ACROSS THE GLASS SHOULD BE AVOIDED
 - SUDDEN SPACE HEATING ON VERY COLD DAYS SHOULD BE AVOIDED
 - IF THESE ARE UNAVOIDABLE UPGRADE TO HEAT STRENGTHENED LAMINATE OR TOUGHENED GLASS
 - FOR A FULL DESIGN GUIDE CONTACT TECHNICAL

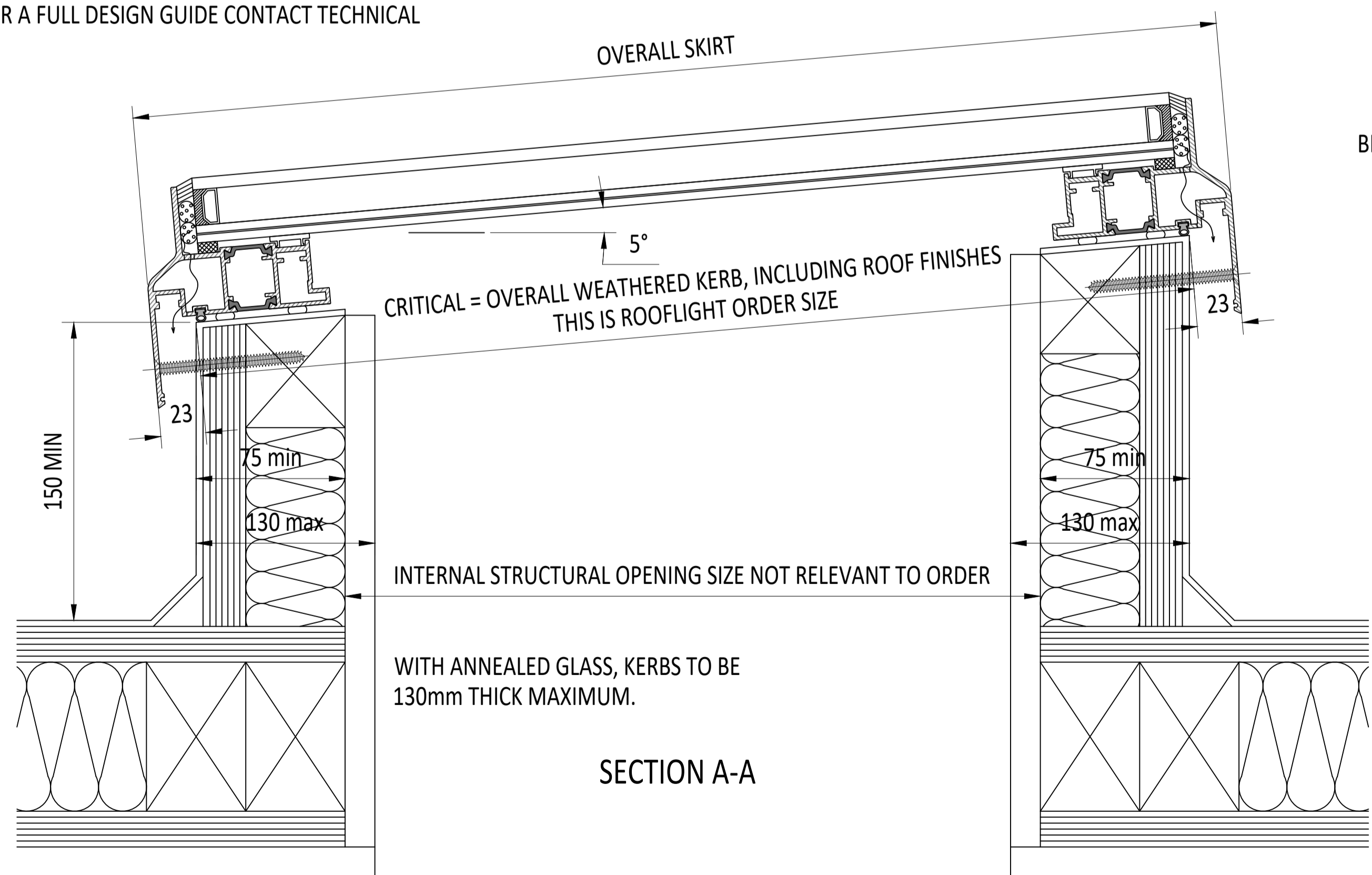


3D EXAMPLE OF KERB

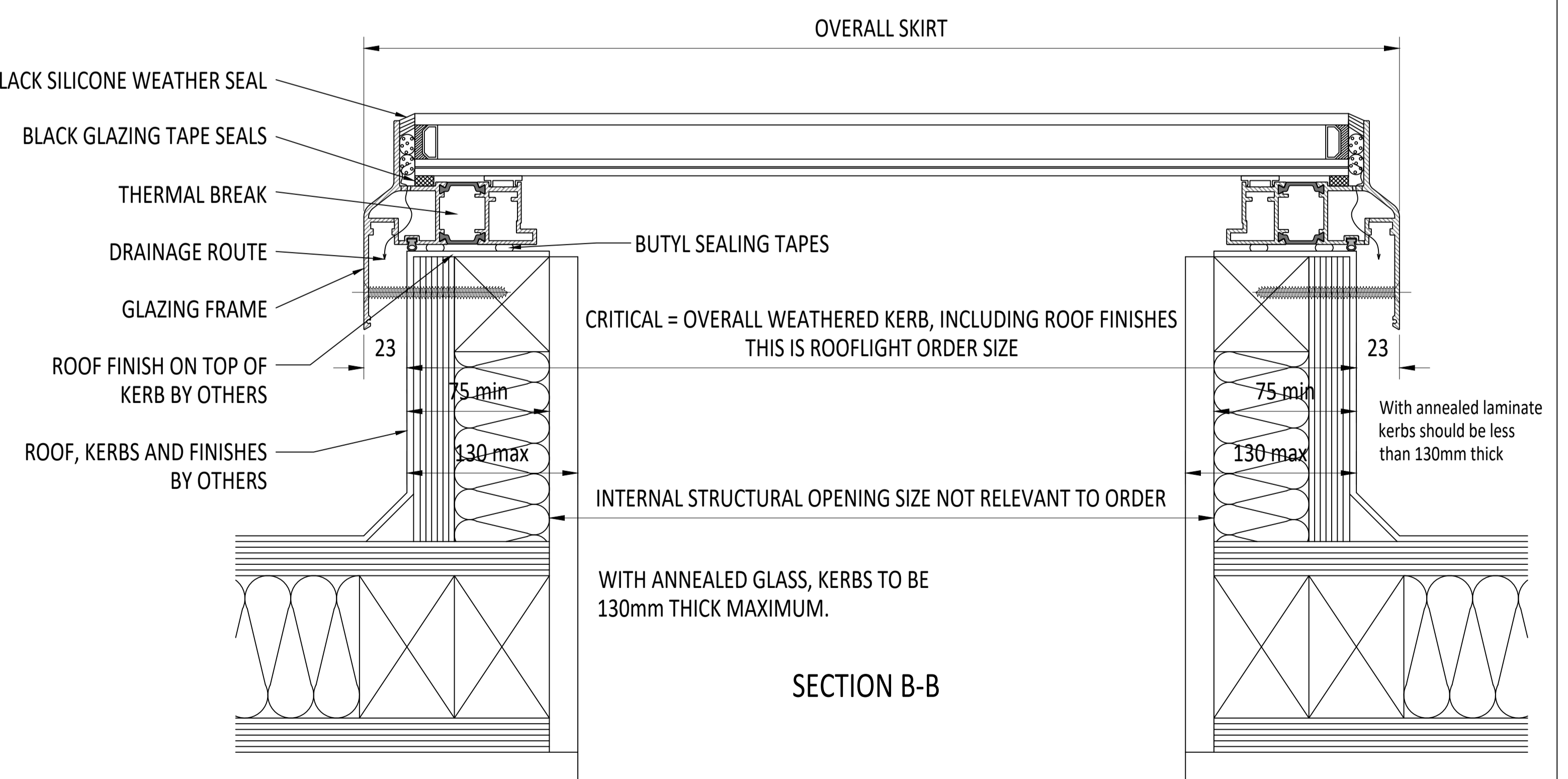


THERMAL IMAGING OF FRAME

EXTERNAL PLAN VIEW
TRUE VIEW ON SLOPE



SECTION A-A



SECTION B-B

IF IN DOUBT ASK DO NOT SCALE	IT IS THE RESPONSIBILITY OF THE KERB DESIGNER TO ENSURE THE KERB WILL BE STRUCTURALLY ADEQUATE TO HOLD THE ROOFLIGHT. KERBS SHOWN ON ROOFLIGHT DRAWINGS ARE FOR ILLUSTRATION PURPOSES ONLY.	Roofglaze Rooflights would advise an installation with a minimum pitch of 5° for rooflight units to minimize water pooling. Whilst the product can be installed flat without detriment to the warranty, Roofglaze Rooflights cannot be held responsible for any excessive pooling of water to the surface of the rooflight post installation, if installed without an adequate fall.	THIS DRAWING MUST NOT BE COPIED OR PASSED TO A THIRD PARTY WITHOUT WRITTEN CONSENT FROM ROOFLIGHTS LIMITED.	CHECKED C. MITCHELL	TOLERANCE UNLESS OTHERWISE STATED ±5	MATERIAL ALUMINIUM + GLASS	FINISH POLYESTER POWDER COATING RAL T.B.C. 70% GLOSS	REV	AMENDMENTS	SIGNED	CHECKED	DATE	Roofglaze Rooflights Ltd. 11 Howard Road, Eaton Socon, St Neots, Cambs, PE19 8ET Telephone 01480 474797 Fax 01480 474774.	DRAWING N°: RGR-80-20-101	REV	SIZE A1			
				DATE 08-01-2018														DIMENSIONS IN MM	Roofglaze Rooflights Ltd. 11 Howard Road, Eaton Socon, St Neots, Cambs, PE19 8ET Telephone 01480 474797 Fax 01480 474774.
				DRAWN D. PUGH														SCALE 1:2, 1:3 @ A1	TITLE: THERMALLY BROKEN FIXED FLATGLASS TOUGH/ LAMINATED GLASS DOUBLE GLAZED