

NOTES

X NUMBER REQUIRED

GLASS SPEC:
 OUTER : 6mm CLEAR HST TOUGHENED GLASS + 1.1 LOW E COATING + SANDBLAST TO FACE 1
 CAVITY : 18mm ARGON FILLED + WARM EDGE SPACER
 INNER : 8.8mm CLEAR LAMINATED WITH POLISHED EDGES
 SILICONE BONDED

BORDER SHOWN AS STANDARD TO COVER GLAZING FRAME.
 OTHER DIMS AVAILABLE UPON REQUEST.

LIGHT TRANSMISSION = 78 %
 CENTRE PANE U VALUE = 1.1 W/m².K
 SOLAR G VALUE = 0.63
 ACOUSTIC REDUCTION = 37 Rw dB
 WEIGHT = 45 KG/m²

ROOFLIGHT ORDER SIZE = OVERALL FINISHED AND WEATHER KERB DIMS, INTERNAL OPENING SIZE IS NOT RELEVANT AT ORDER STAGE.

GLASS BONDED TO FRAME WITH GLAZING SECURITY TAPE.

KERB DETAILS SHOWN INDICATIVE DETAILED DESIGN BY OTHERS.

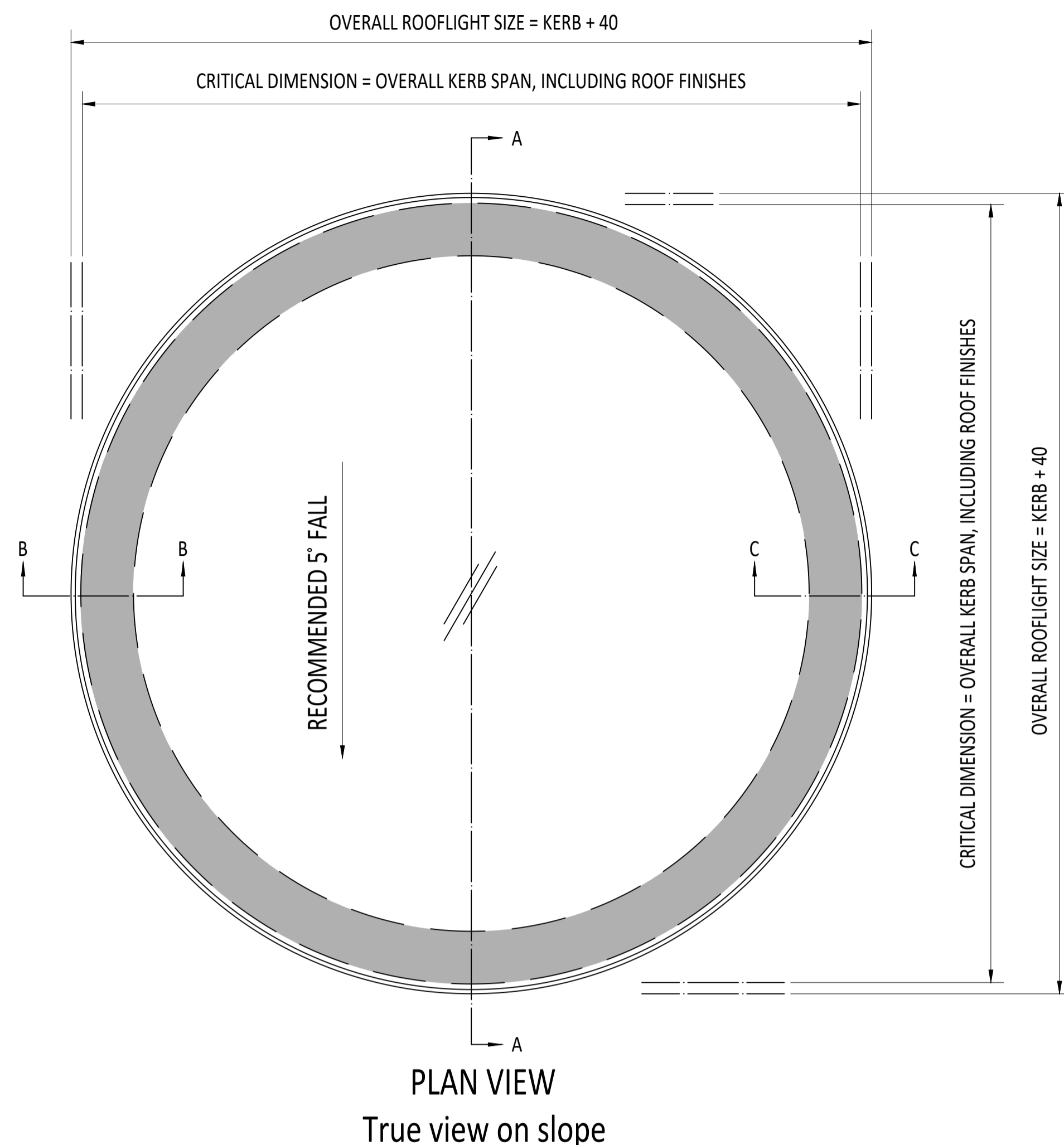
MIN. 5° FALL RECOMMENDED TO HELP SHED WATER. LARGER UNITS MAY REQUIRE STEEPER PITCHES.

PRODUCT U-VALUE = AS LOW AS 1.2 W/m².K (u-values are size dependant)

WITH ANNEALED GLASS, KERBS TO BE 130mm THICK MAXIMUM.

DESIGN LOADS: 750N/m² WIND 640N/m² SNOW AS STANDARD
 OTHER LOADS TO BE SPECIFIED BY CLIENT.

INTERNAL FOAM TAPE IS ESSENTIAL TO CREATE THERMAL BREAK.



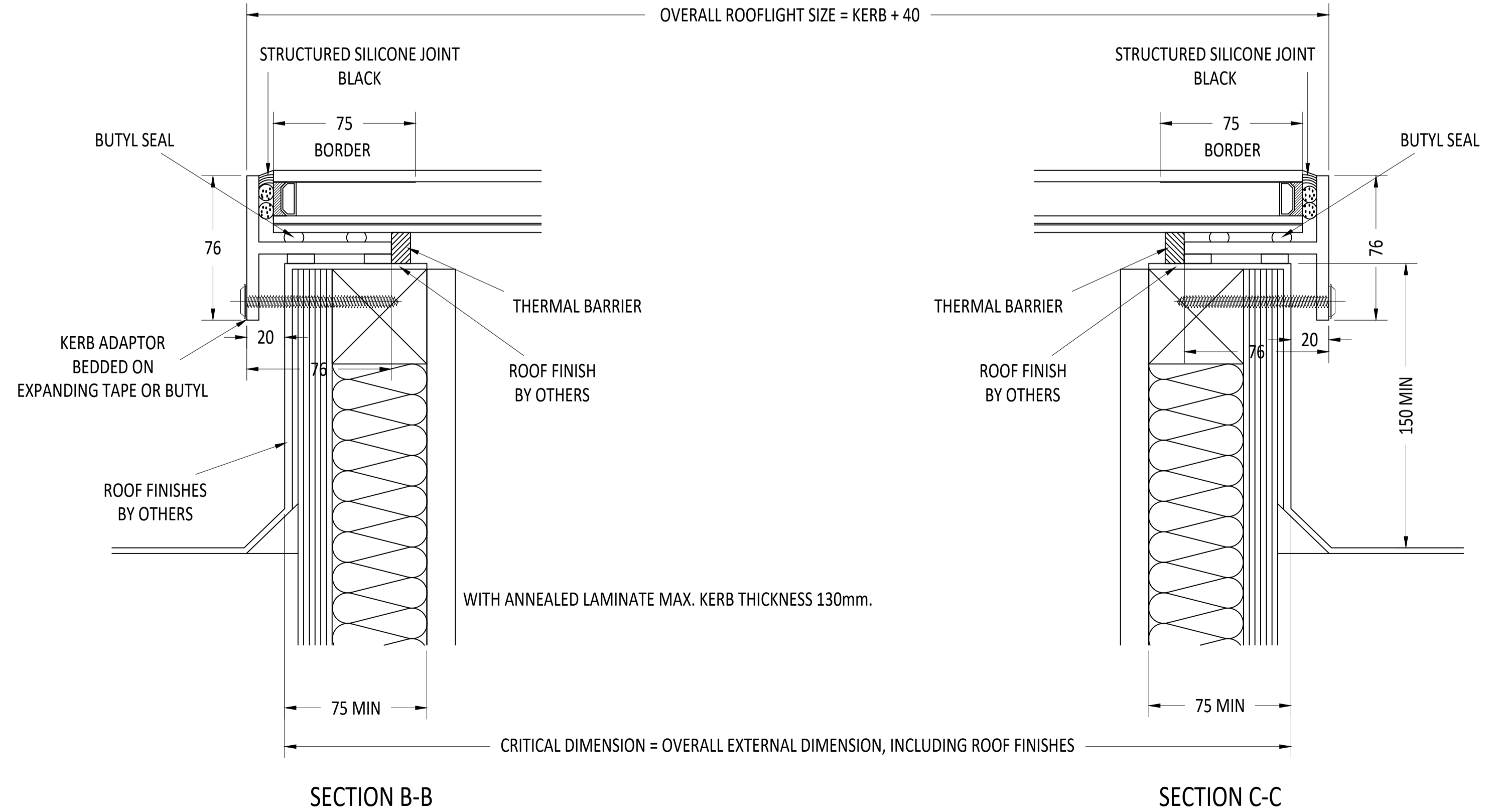
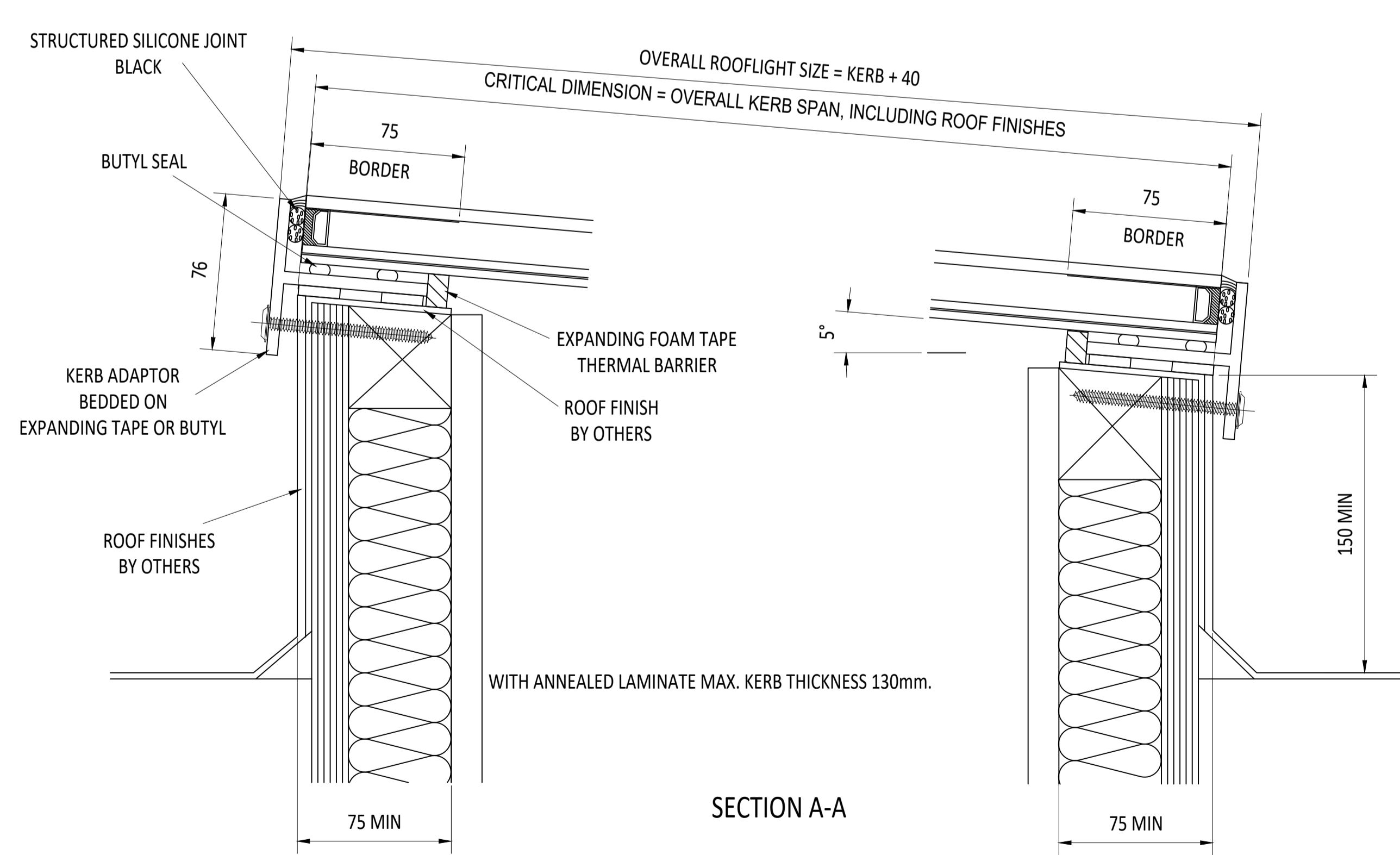
KERB DETAILS SHOWN INDICATIVE ONLY. DETAILED DESIGN BY OTHERS

CDM :HAZARD IDENTIFICATION - HANDLING MATERIALS
 BE AWARE OF SHARP EDGES AND CORNERS WHEN HANDLING MATERIALS. MOST EDGES AND CORNERS WILL BE DEBURRIFIED BUT THERE IS STILL A SMALL RISK. WEAR APPROPRIATE PPE REQUIRED FOR THE TASK.
 THE MHOR 1992 SET OUT A CLEAR RANKING OF MEASURES FOR DEALING WITH RISKS FROM MANUAL HANDLING, THESE ARE:
 • **FIRST** : AVOID HAZARDOUS MANUAL HANDLING OPERATIONS SO FAR AS IS REASONABLY PRACTICABLE;
 • **SECOND** : ASSESS ANY HAZARDOUS MANUAL HANDLING OPERATIONS THAT CANNOT BE AVOIDED; AND
 • **THIRD** : REDUCE THE RISK OF INJURY SO FAR AS IS REASONABLY PRACTICABLE.
 HAND PROTECTION (MANDATORY) TO: BS EN 388:1994.
 ROOFLIGHTS MUST ONLY BE INSTALLED BY COMPETENT CONTRACTORS.
 DANGER OF DAMAGING GLASS IF IT IS WALKED UPON. GLASS IS CLASSED AS NON-FRAGILE BUT SHOULD NOT BE WALKED ON. USE SPREADER BOARDS.
 REFER TO RISK ASSESSMENT FOR FURTHER DETAILS.

NOTES

ROOFLIGHT WILL BE FORMED AS A PERFECT CIRCLE SO KERBS WILL NEED TO BE AS CIRCULAR AS POSSIBLE

IF KERBS ARE MORE THAN 130mm THICK INCLUDING FINISHES, AN AIR CIRCULATION GAP MUST BE USED TO AVOID HEAT BUILD UP UNDER ANNEALED LAMINATED GLASS



IF IN DOUBT ASK DO NOT SCALE	IT IS THE RESPONSIBILITY OF THE KERB DESIGNER TO ENSURE THE KERB WILL BE STRUCTURALLY ADEQUATE TO HOLD THE ROOFLIGHT. KERBS SHOWN ON ROOFGLAZE ROOFLIGHTS DRAWINGS ARE FOR ILLUSTRATION PURPOSES ONLY.	Roofglaze Rooflights would advise an installation with a minimum pitch of 5° for rooflight units to minimize water pooling. Whilst the product can be installed flat without detriment to the warrantee, Roofglaze Rooflights cannot be held responsible for any excessive pooling of water to the surface of the rooflight post installation, if installed without an adequate fall.	THIS DRAWING MUST NOT BE COPIED OR PASSED TO A THIRD PARTY WITHOUT WRITTEN CONSENT FROM ROOFGLAZE ROOFLIGHTS LIMITED.	CHECKED D. PUGH DATE 21-01-2013	TOLERANCE UNLESS OTHERWISE STATED ±5	MATERIAL ALUMINIUM + GLASS	REV	Roofglaze Rooflights Ltd. 11 Howard Road, Eaton Socon, St Neots, Cambs, PE19 8ET Telephone 01480 474797 Fax 01480 474774.	DRAWING N°: RG-80-20-111	REV
				DRAWN R. PADDICK DATE 21-01-2013	DIMENSIONS IN MM SCALE 1:3 @ A1	FINISH POLYESTER POWDER COATING COLOUR T.B.C.		TITLE: FIXED DOUBLE GLAZED FLATGLASS DIAMETER TOUGH/ LAMINATED	SIZE A1	

