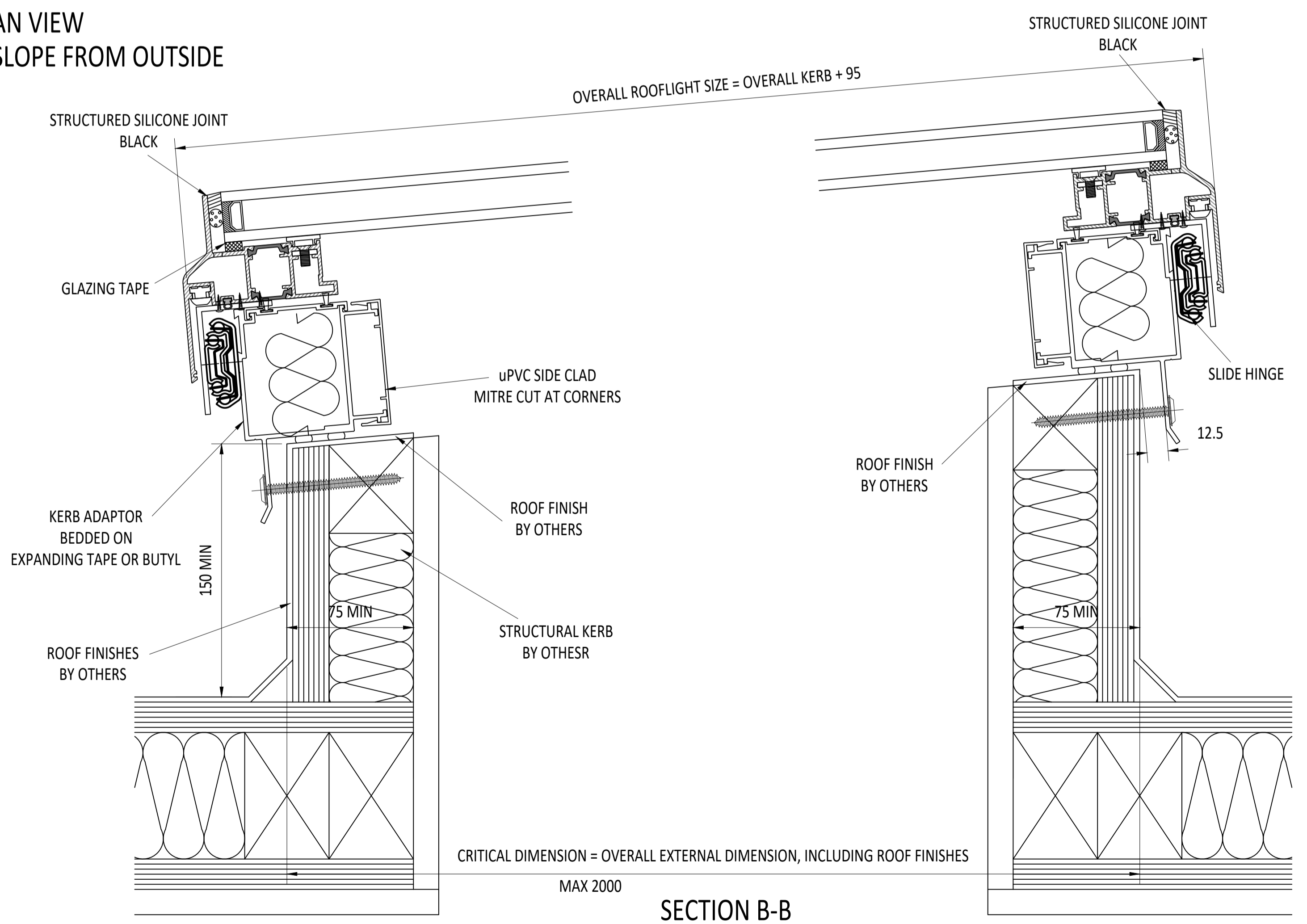
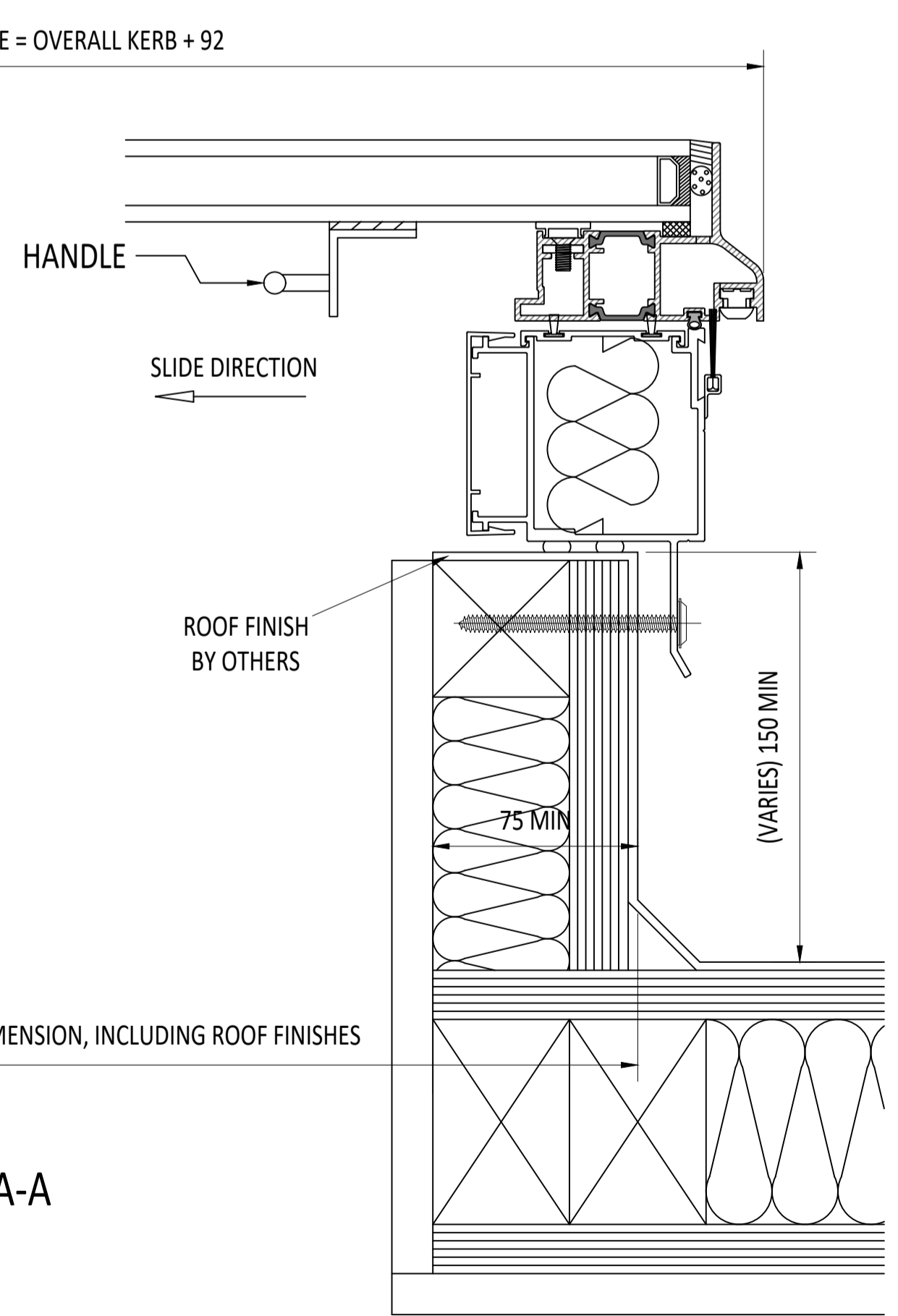
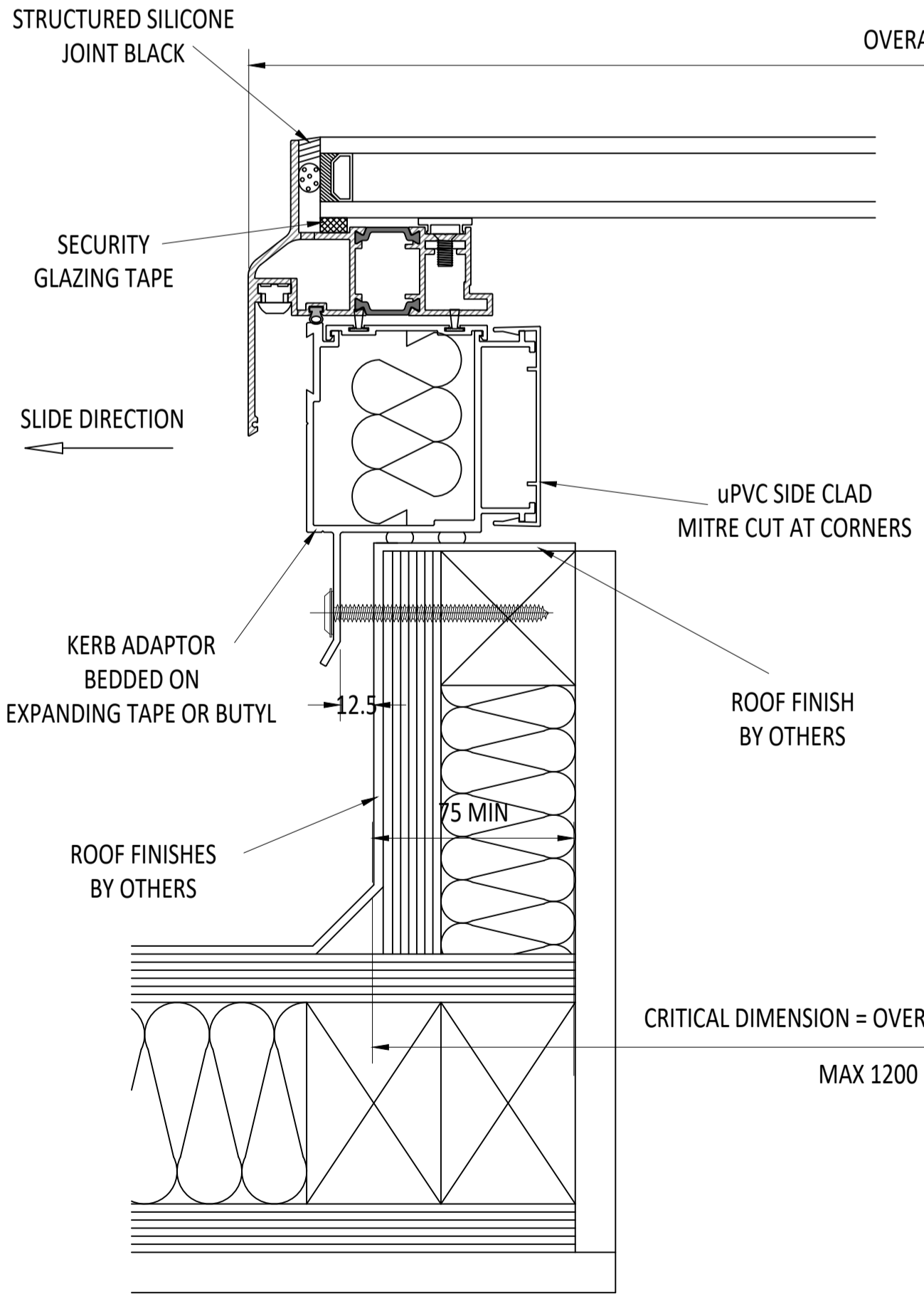
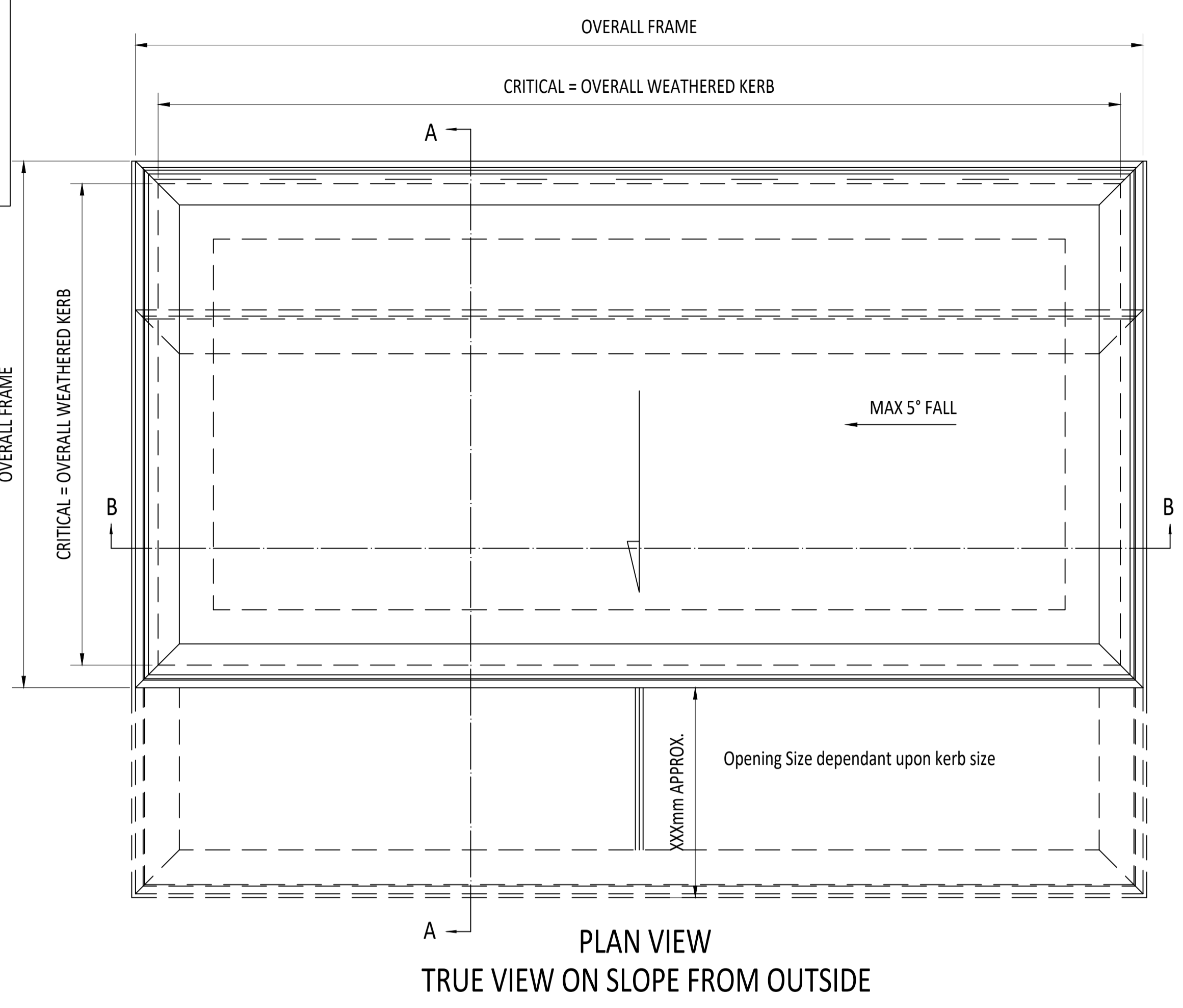


KERB DETAILS SHOWN INDICATIVE ONLY. DETAILED DESIGN BY OTHERS

CDM :HAZARD IDENTIFICATION - HANDLING MATERIALS
 BE AWARE OF SHARP EDGES AND CORNERS WHEN HANDLING MATERIALS. MOST EDGES AND CORNERS WILL BE DEBURRDED BUT THERE IS STILL A SMALL RISK.WEAR APPROPRIATE PPE REQUIRED FOR THE TASK.
 THE WHOPR 1992 SET OUT A CLEAR RANKING OF MEASURES FOR DEALING WITH RISKS FROM MANUAL HANDLING, THESE ARE:
 • FIRST : AVOID HAZARDOUS MANUAL HANDLING OPERATIONS SO FAR AS IS REASONABLY PRACTICABLE;
 • SECOND : ASSESS ANY HAZARDOUS MANUAL HANDLING OPERATIONS THAT CANNOT BE AVOIDED, AND
 • THIRD : REDUCE THE RISK OF INJURY SO FAR AS IS REASONABLY PRACTICABLE.
 HAND PROTECTION (MANDATORY) TO: BS EN 388:1994.
 REFER TO RISK ASSESSMENT FOR FURTHER DETAILS
 ROOFLIGHTS MUST ONLY BE INSTALLED BY COMPETENT CONTRACTORS.
 DANGER OF DAMAGING GLASS IF IT IS WALKED UPON. GLASS IS CLASSED AS NON-FRAGILE BUT SHOULD NOT BE WALKED ON. USE SPREADER BOARDS

NOTES

- X No. REQUIRED
- GLASS SPEC:
 OUTER : 6mm CLEAR HST TOUGHENED GLASS
 CAVITY : 16mm ARGON FILLED + WARM EDGE SPACER
 INNER : 6mm CLEAR HST TOUGHENED GLASS + LOW E COATING
 SILICONE BONDED
- LIGHT TRANSMISSION = 78 %
 CENTRE PANE U VALUE = 1.1 W/m².K
 SOLAR G VALUE = 0.63
 ACOUSTIC REDUCTION = 35 Rw dB
 WEIGHT = 56 KG/m²
- ROOFLIGHT ORDER SIZE = OVERALL FINISHED AND WEATHER KERB DIMS.
 GLASS BONDED TO FRAME WITH GLAZING SECURITY TAPE.
- KERB DETAILS SHOWN INDICATIVE DETAILED DESIGN BY OTHERS.
 MIN. FALL SHOWN TO HELP SHED WATER.
- PRODUCT U-VALUE = AS LOW AS 1.4 W/m².K (u-values are size dependant)
- MAXIMUM EXTERNAL KERB SIZE 1.2m x 2m. MAX KERB PITCH 5°.
- WITH ANNEALED GLASS, KERBS TO BE 130mm THICK MAXIMUM.
- DESIGN LOADS: 750N/m² WIND 640N/m² SNOW AS STANDARD
 OTHER LOADS TO BE SPECIFIED BY CLIENT.
- SECURED WITH SHOOT BOLT LOCK.



IF IN DOUBT ASK
DO NOT SCALE

IT IS THE RESPONSIBILITY OF THE KERB DESIGNER TO ENSURE THE KERB WILL BE STRUCTURALLY ADEQUATE TO HOLD THE ROOFLIGHT. KERBS SHOWN ON ROOFLAZE ROOFLIGHTS DRAWINGS ARE FOR ILLUSTRATION PURPOSES ONLY.

Roofglaze Rooflights would advise an installation with a minimum pitch of 5° for rooflight units to minimize water pooling. Whilst the product can be installed flat without detriment to the warrantee, Roofglaze Rooflights cannot be held responsible for any excessive pooling of water to the surface of the rooflight post installation, if installed without an adequate fall.

THIS DRAWING MUST NOT BE COPIED OR PASSED TO A THIRD PARTY WITHOUT WRITTEN CONSENT FROM ROOFLAZE ROOFLIGHTS LIMITED.

CHECKED C. MITCHELL
 DATE 12-06-2018
 DRAWN D. PUGH
 DATE 12-06-2018

TOLERANCE UNLESS OTHERWISE STATED	±5
MATERIAL	ALUMINIUM + GLASS
FINISH	POLYESTER POWDER COATING COLOUR T.B.C.
DIMENSIONS IN	MM
SCALE	1:8 @ A1 1:2 @ A1

Roofglaze Rooflights Ltd.
 11 Howard Road, Eaton Socon, St Neots, Cambs, PE19 8ET
 Telephone 01480 474797
 Fax 01480 474774.

DRAWING N°: RGR-80-20-304
 TITLE: MANUAL SLIDING ELECTRICALLY HINGED FOR VENTILATION TOUGH/ TOUGH
 SIZE: A1

