


KERB DETAILS SHOWN INDICATIVE ONLY. DETAILED DESIGN BY OTHERS

CDM :HAZARD IDENTIFICATION - HANDLING MATERIALS

BE AWARE OF SHARP EDGES AND CORNERS WHEN HANDLING MATERIALS. MOST EDGES AND CORNERS WILL BE DEBURRED BUT THERE IS STILL A SMALL RISK. WEAR APPROPRIATE PPE REQUIRED FOR THE TASK. THE MHOR 1992 SET OUT A CLEAR RANKING OF MEASURES FOR DEALING WITH RISKS FROM MANUAL HANDLING. THESE ARE:

- FIRST - AVOID HAZARDOUS MANUAL HANDLING OPERATIONS SO FAR AS IS REASONABLY PRACTICABLE;
- SECOND - ASSESS ANY HAZARDOUS MANUAL HANDLING OPERATIONS THAT CANNOT BE AVOIDED; AND
- THIRD - REDUCE THE RISK OF INJURY SO FAR AS IS REASONABLY PRACTICABLE.

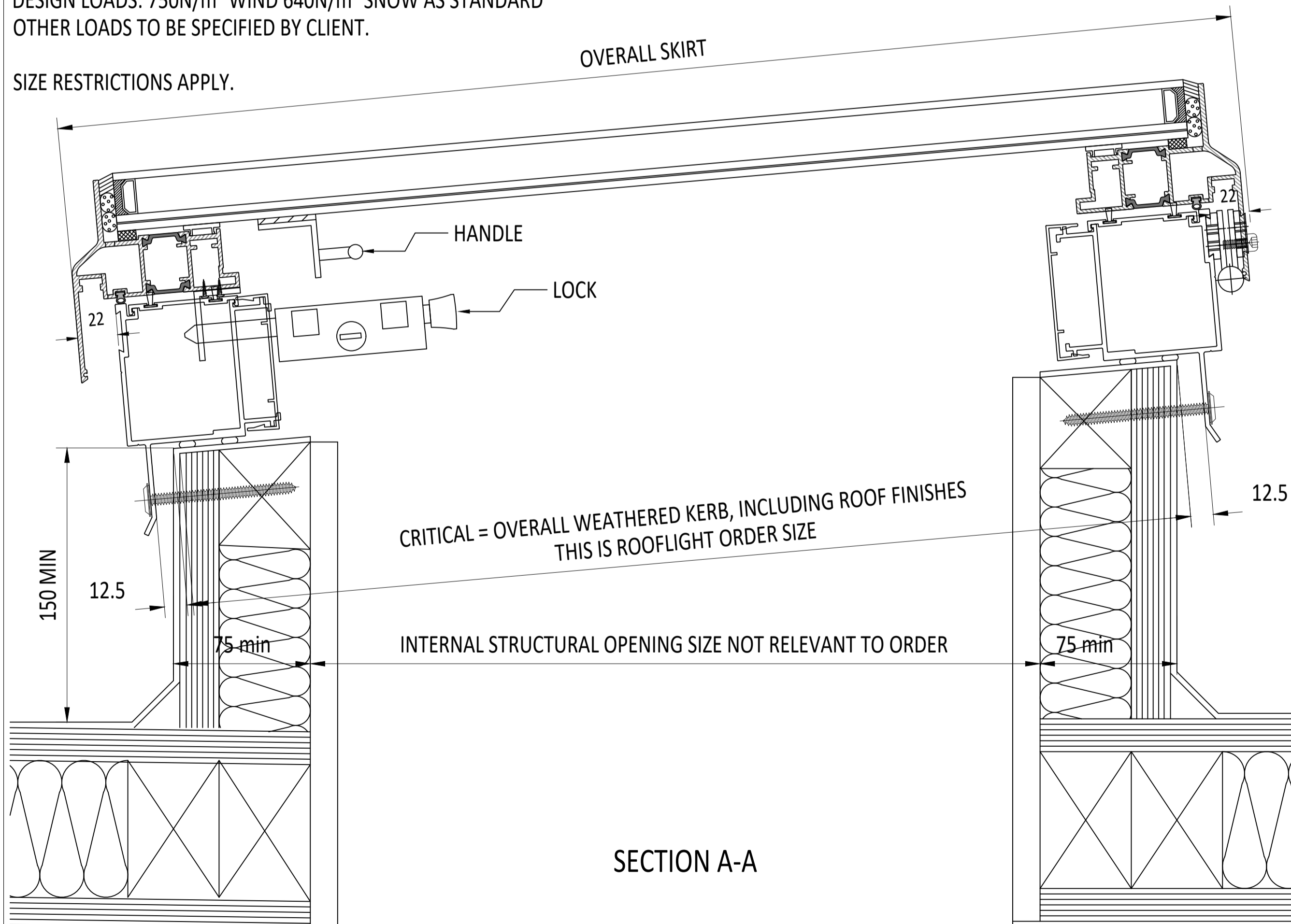
HAND PROTECTION (MANDATORY) TO: BS EN 388:1994.
ROOFLIGHTS MUST ONLY BE INSTALLED BY COMPETENT CONTRACTORS.
DANGER OF DAMAGING GLASS IF IT IS WALKED UPON. GLASS IS CLASSED AS NON-FRAGILE BUT SHOULD NOT BE WALKED ON. USE SPREADER BOARDS.
REFER TO RISK ASSESSMENT FOR FURTHER DETAILS.



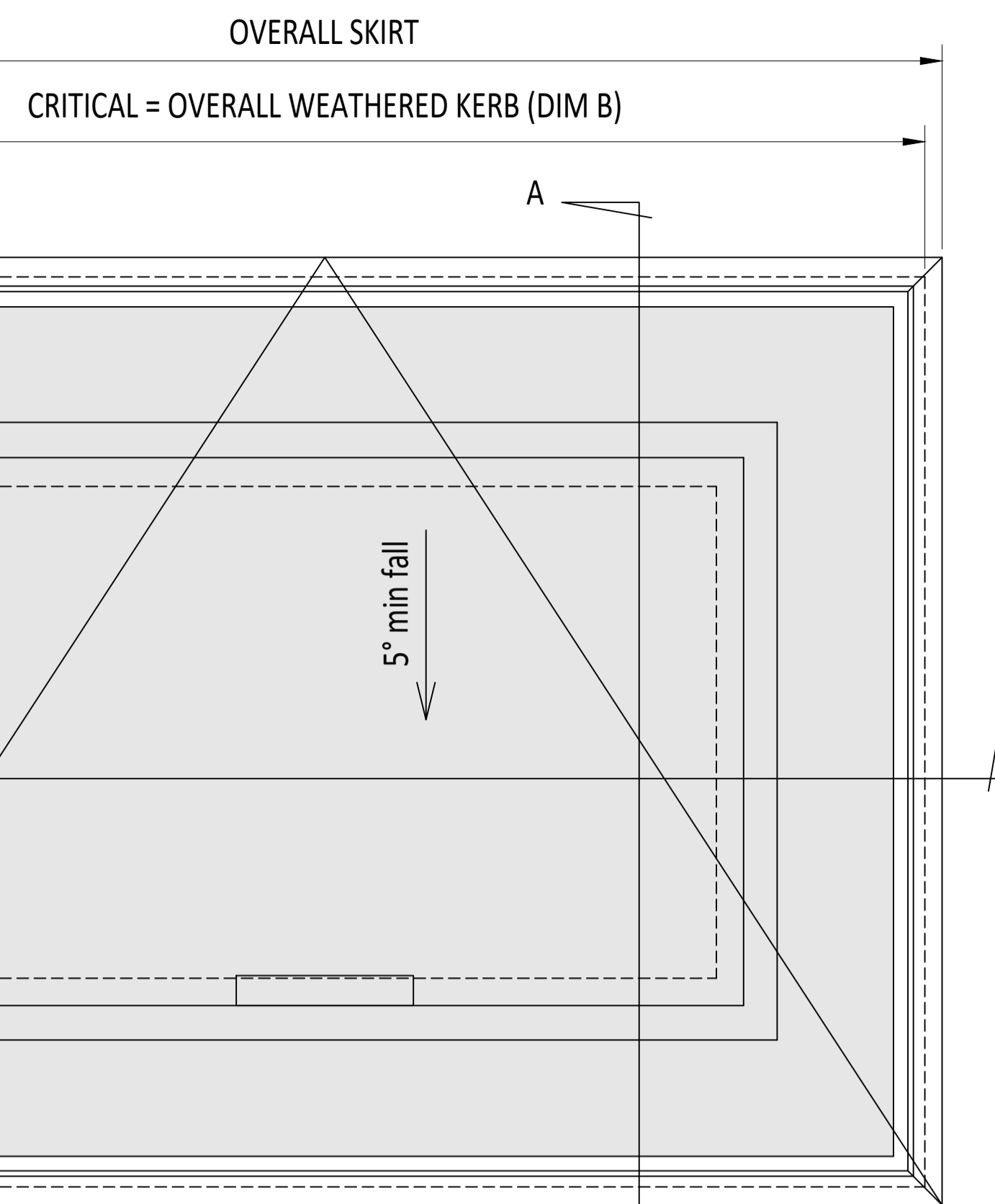
NOTES

- GLASS SPEC:**
 OUTER : 4mm CLEAR HST TOUGHENED GLASS + 1.1 LOW E COATING
 CAVITY : 20mm ARGON FILLED + WARM EDGE SPACER
 INNER : 8.8mm CLEAR LAMINATED WITH POLISHED EDGES
 SILICONE BONDED
- LIGHT TRANSMISSION = 79 %
 CENTRE PANE U VALUE = 1.1 W/m².K
 SOLAR G VALUE = 0.63
 ACOUSTIC REDUCTION = 34 Rw dB
 WEIGHT = 75 KG/m²
- ROOFLIGHT ORDER SIZE = OVERALL FINISHED AND WEATHER KERB DIMS.
- GLASS BONDED TO FRAME WITH GLAZING SECURITY TAPE.
- KERB DETAILS SHOWN INDICATIVE DETAILED DESIGN BY OTHERS.
- MIN. 5° FALL RECOMMENDED TO HELP SHED WATER. LARGER UNITS MAY REQUIRE STEEPER PITCHES.
- PRODUCT U-VALUE = AS LOW AS 1.4 W/m².K (u-values are size dependant)
- GAS STRUT OPENING ASSIST. SHOOT BOLT LOCKS.
- WITH ANNEALED GLASS, KERBS TO BE 130mm THICK MAXIMUM.
- DESIGN LOADS: 750N/m² WIND 640N/m² SNOW AS STANDARD
 OTHER LOADS TO BE SPECIFIED BY CLIENT.

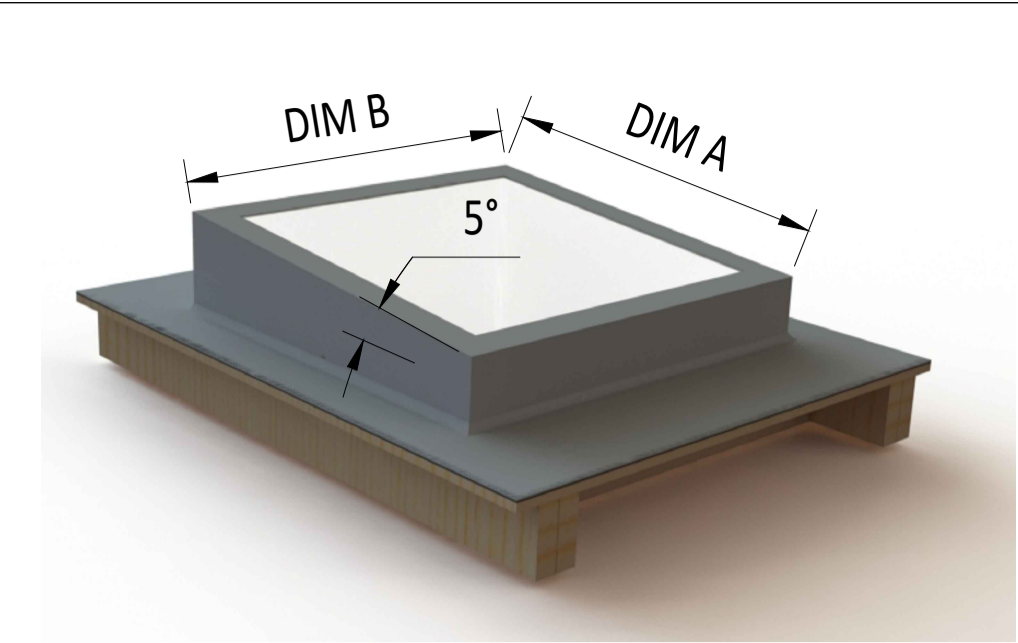
SIZE RESTRICTIONS APPLY.



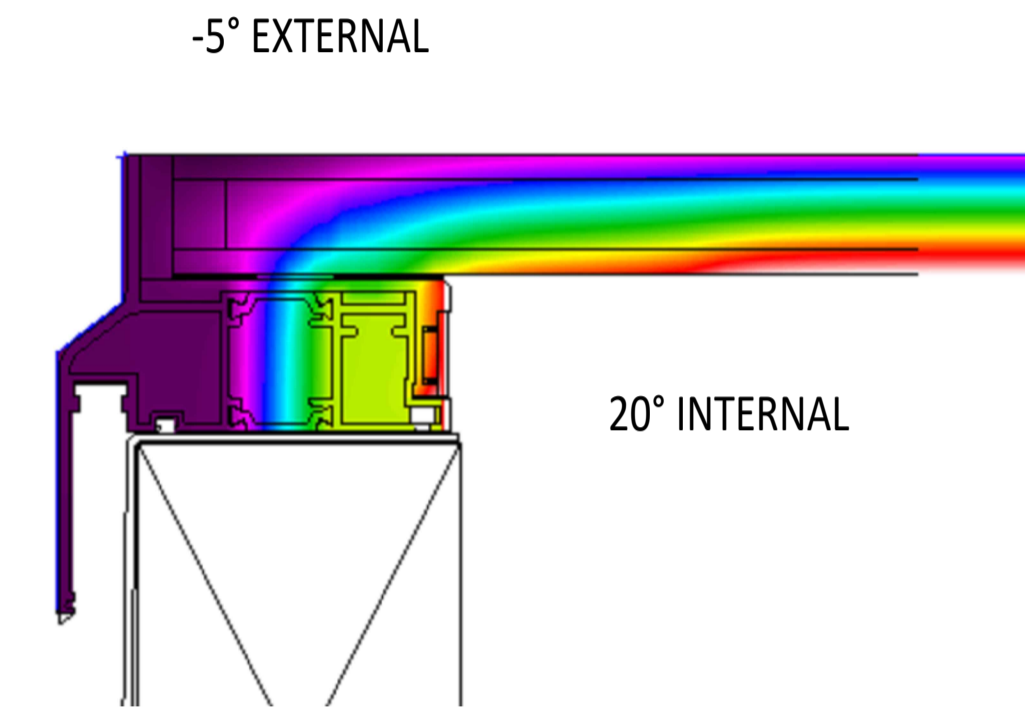
SECTION A-A



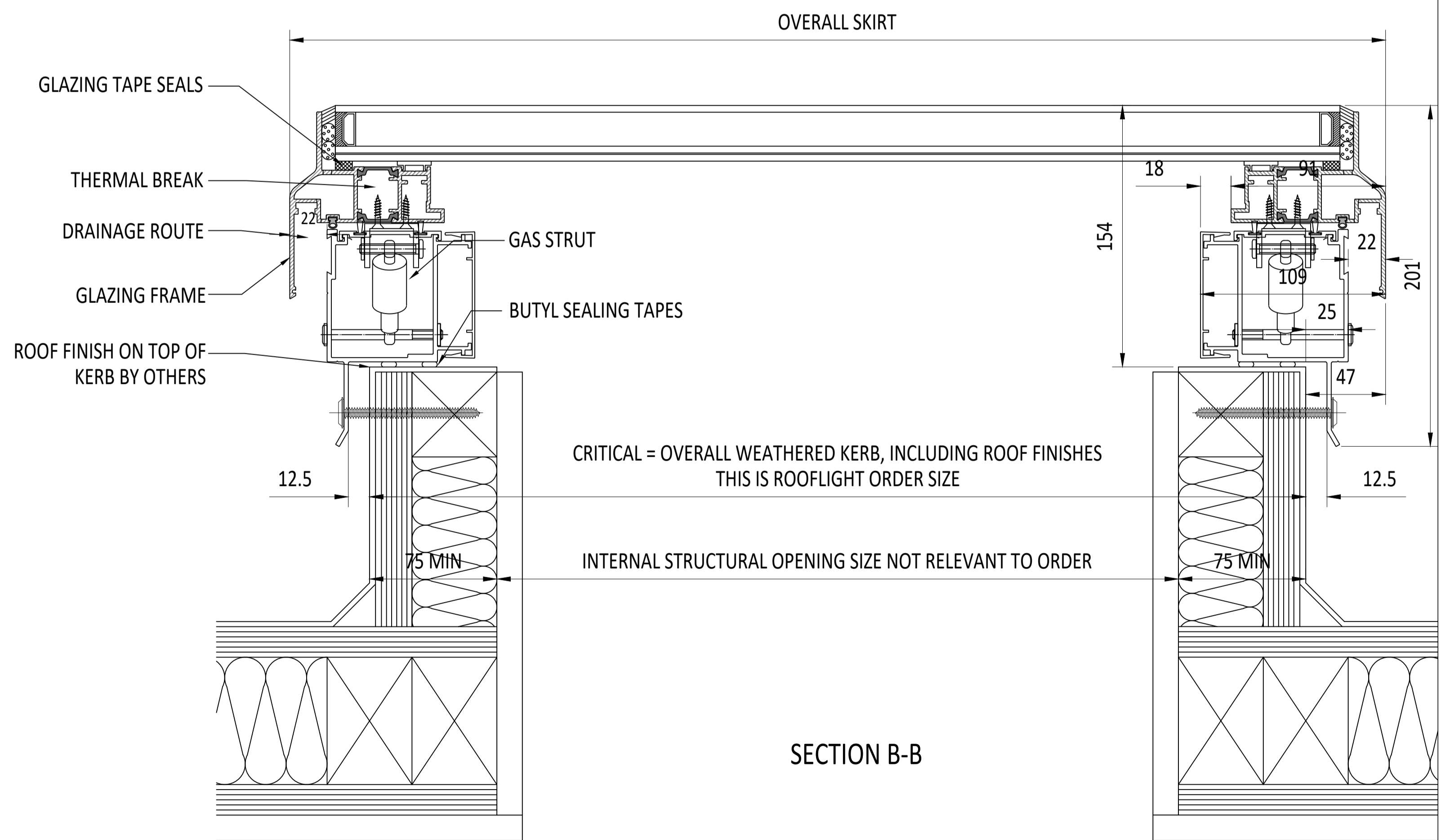
PLAN VIEW
TRUE VIEW ON SLOPE



3D EXAMPLE OF KERB



THERMAL IMAGING OF FRAME



SECTION B-B

IF IN DOUBT ASK
DO NOT SCALE

IT IS THE RESPONSIBILITY OF THE KERB DESIGNER TO ENSURE THE KERB WILL BE STRUCTURALLY ADEQUATE TO HOLD THE ROOFLIGHT. KERBS SHOWN ON ROOFLAZE ROOFLIGHTS DRAWINGS ARE FOR ILLUSTRATION PURPOSES ONLY.

Roofglaze Rooflights would advise an installation with a minimum pitch of 5° for rooflight units to minimize water pooling. Whilst the product can be installed flat without detriment to the warranty, Roofglaze Rooflights cannot be held responsible for any excessive pooling of water to the surface of the rooflight post installation, if installed without an adequate fall.

THIS DRAWING MUST NOT BE COPIED OR PASSED TO A THIRD PARTY WITHOUT WRITTEN CONSENT FROM ROOFLAZE ROOFLIGHTS LIMITED.

CHECKED C. MITCHELL
 DATE 28-03-2018
 DRAWN D. PUGH
 DATE 28-03-2018

TOLERANCE UNLESS OTHERWISE STATED ±5
 DIMENSIONS IN MM
 SCALE 1:2 @ A1

MATERIAL ALUMINIUM + GLASS
 FINISH POLYESTER POWDER COATING RAL T.B.C, 70% GLOSS

REV	AMENDMENTS	SIGNED	CHECKED	DATE

Roofglaze Rooflights Ltd.
 11 Howard Road, Eaton Socon, St Neots, Cambs, PE19 8ET
 Telephone 01480 474797
 Fax 01480 474774.

TITLE: MANUALLY HINGED FOR ACCESS
TOUGH/ LAMINATE

DRAWING N°: RGR-80-20-308

REV
 SIZE A1

