

**CDM :HAZARD IDENTIFICATION - HANDLING MATERIALS**  
 BE AWARE OF SHARP EDGES AND CORNERS WHEN HANDLING MATERIALS. MOST EDGES AND CORNERS WILL BE DEBURRED BUT THERE IS STILL A SMALL RISK. WEAR APPROPRIATE PPE REQUIRED FOR THE TASK.  
 THE MHOR 1992 SET OUT A CLEAR RANKING OF MEASURES FOR DEALING WITH RISKS FROM MANUAL HANDLING. THESE ARE:  
 • FIRST - AVOID HAZARDOUS MANUAL HANDLING OPERATIONS SO FAR AS IS REASONABLY PRACTICABLE;  
 • SECOND - ASSESS ANY HAZARDOUS MANUAL HANDLING OPERATIONS THAT CANNOT BE AVOIDED, AND  
 • THIRD - REDUCE THE RISK OF INJURY SO FAR AS IS REASONABLY PRACTICABLE.  
 HAND PROTECTION (MANDATORY) TO: BS EN 388:1994.  
 ROOFLIGHTS MUST ONLY BE INSTALLED BY COMPETENT CONTRACTORS.  
 DANGER OF DAMAGING GLASS IF IT IS WALKED UPON. GLASS IS CLASSIFIED AS NON-FRAGILE BUT SHOULD NOT BE WALKED ON. USE SPREADER BOARDS.  
 REFER TO RISK ASSESSMENT FOR FURTHER DETAILS.

**NOTES**

X No. REQUIRED

KERB DETAILS SHOWN INDICATIVE ONLY. DETAILED DESIGN BY OTHERS

**GLASS SPEC:**  
 OUTER : 48mm CLEAR TOUGHENED AND LAMINATED GLASS - 15/1.5/15/1.5/15  
 CAVITY : 16mm ARGON FILLED + WARM EDGE SPACER  
 INNER : 6mm CLEAR HST TOUGHENED GLASS + LOW E TO CAVITY FACE  
 SILICONE BONDED

LIGHT TRANSMISSION = 71%  
 SOLAR GAIN = 42.6 g  
 CENTRE PANE U-VALUE = 1.2 W/m<sup>2</sup>.K  
 ACOUSTIC = NPD

ROOFLIGHT ORDER SIZE = OVERALL FINISHED AND WEATHER KERB DIMS.

GLASS BONDED TO FRAME WITH GLAZING SECURITY TAPE.

KERB DETAILS SHOWN INDICATIVE DETAILED DESIGN BY OTHERS.

RECOMMENDED FALL SHOWN TO HELP SHED WATER ONLY. UNIT CAN BE INSTALLED AT LOWER PITCHES. HIGHER IF NO WATER AT ALL IS DESIRED.

PRODUCT U-VALUE = AS LOW AS 1.4 W/m<sup>2</sup>.K (u-values are size dependant)  
 FLOOR LOADINGS TO BS EN 1991-1-1:

- 1.5 kN/m<sup>2</sup> Uniformly distributed load (33 glass)
- 2.0 kN Concentrated load
- 4.0 kN/m<sup>2</sup> Uniformly distributed load (33 or 39 glass)
- 3.6 kN Concentrated load
- 5.0 kN/m<sup>2</sup> Uniformly distributed load (39 or 48)
- 4.5 kN Concentrated load

GLASS THICKNESS MAY VARY DEPENDING ON LOADS (33, 39, 48)

PAINTED BORDER SHOWN AS STANDARD TO COVER GLAZING FRAME. OTHER DIMS AVAILABLE UPON REQUEST.

CENTRE PANE U VALUE = AS LOW AS 1.0W/m<sup>2</sup>.K (as Guardian glass online configurator)

DIMENSIONS SHOWN DOWN THE SLOPE.


DIMENSIONS SHOWN TO TOP OF GLASS ARE APPROXIMATE.

SEALING TO SURROUNDING CONSTRUCTION BY OTHERS.

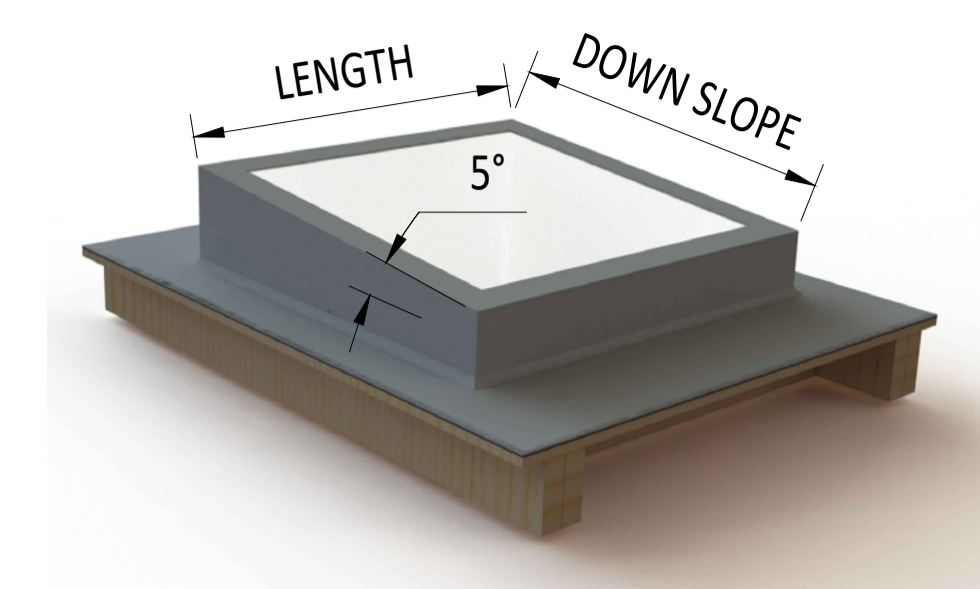
THE MANUFACTURER RECOMMENDS AN ANTI-SLIP COATING TO WALK ON GLASS.

WITH AN ANNEALED INNER GLASS SKIN, KERBS TO BE MAX. 130mm THICK.

WEIGHT PER m<sup>2</sup>:  
 33/6 GLASS = 113 KG  
 39/6 GLASS = 128 KG

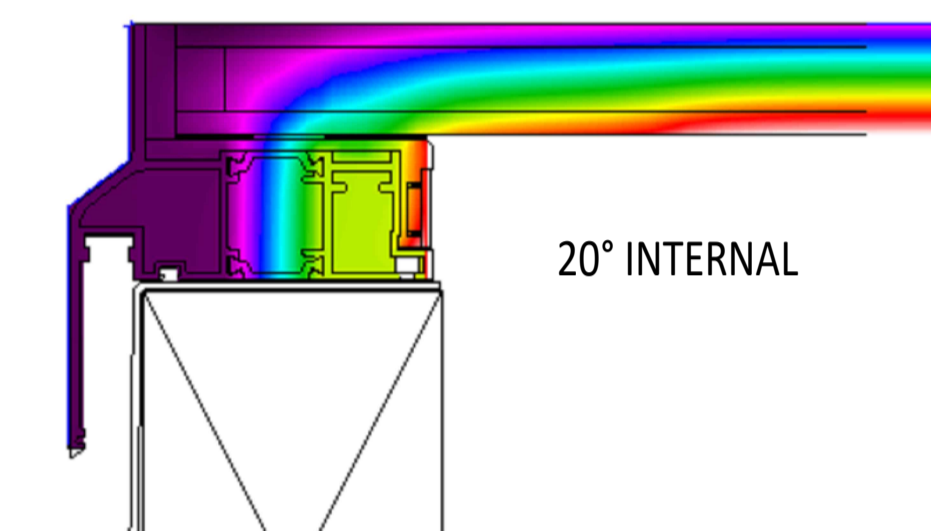


PLAN VIEW  
True view on slope

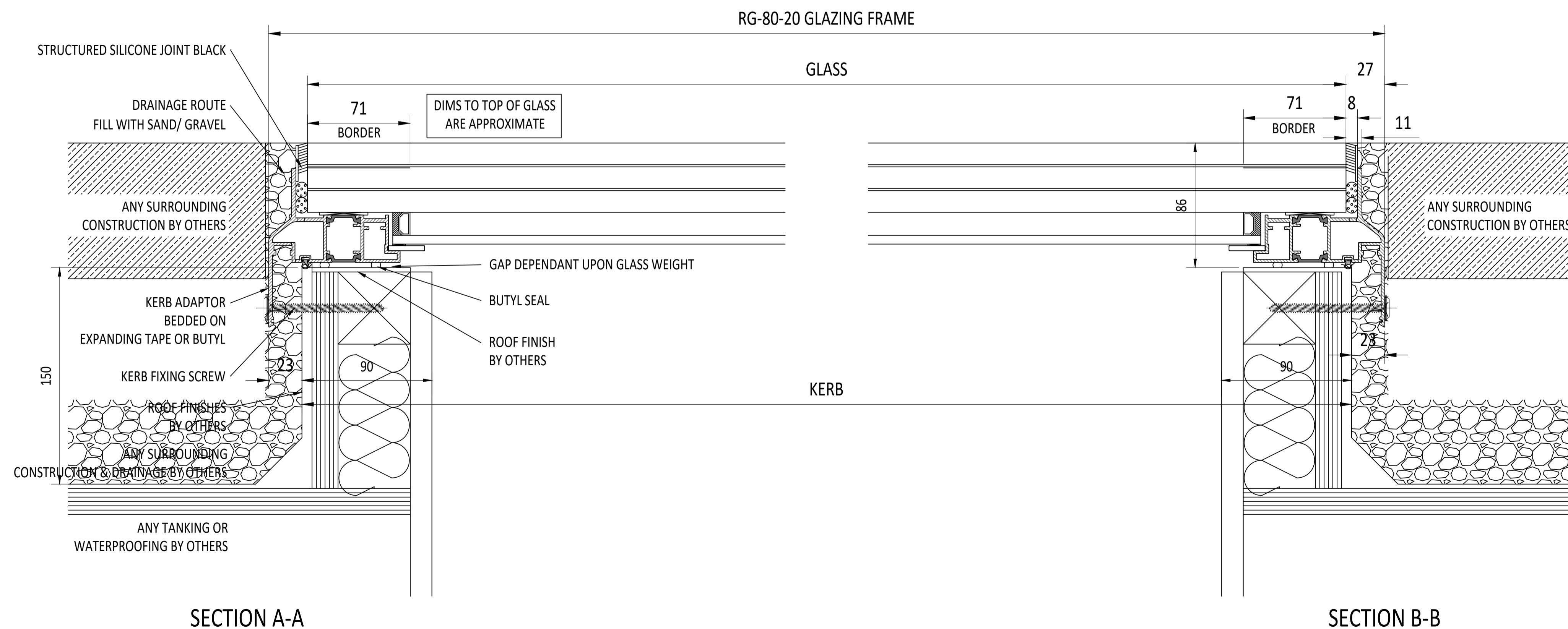


3D EXAMPLE OF KERB

-5° EXTERNAL



THERMAL IMAGING OF FRAME



SECTION A-A

SECTION B-B

IF IN DOUBT ASK  
DO NOT SCALE

IT IS THE RESPONSIBILITY OF THE KERB DESIGNER TO ENSURE THE KERB WILL BE STRUCTURALLY ADEQUATE TO HOLD THE ROOFLIGHT. KERBS SHOWN ON ROOFLAZE ROOFLIGHTS DRAWINGS ARE FOR ILLUSTRATION PURPOSES ONLY.

Roofglaze Rooflights would advise an installation with a minimum pitch of 5° for rooflight units to minimize water pooling. Whilst the product can be installed flat without detriment to the warranty, Roofglaze Rooflights cannot be held responsible for any excessive pooling of water to the surface of the rooflight post installation, if installed without an adequate fall.

THIS DRAWING MUST NOT BE COPIED OR PASSED TO A THIRD PARTY WITHOUT WRITTEN CONSENT FROM ROOFLAZE ROOFLIGHTS LIMITED.

CHECKED C. MITCHELL  
 DATE 12-06-2018  
 DRAWN D. PUGH  
 DATE 12-06-2018

TOLERANCE UNLESS OTHERWISE STATED ±5  
 DIMENSIONS IN MM  
 SCALE 1:2 & 1:5 @ A1

MATERIAL ALUMINIUM + GLASS  
 FINISH POLYESTER POWDER COATING

REV	AMENDMENTS	SIGNED	CHECKED	DATE

Roofglaze Rooflights Ltd.  
 11 Howard Road, Eaton Socon, St Neots, Cambs, PE19 8ET  
 Telephone 01480 474797  
 Fax 01480 474774.

TITLE: FIXED DOUBLE GLAZED 48mm WALK ON FLATGLASS

DRAWING N°: RGR-80-20-402  
 SIZE: A1

