

NOTES

X No. REQUIRED

GLAZING SPECIFICATION:

OUTER SKIN: 33mm CLEAR TOUGHENED LAMINATED GLASS WITH BLACK PAINTED BORDER TO FACE 2

SILICONE BONDED

ROOFLIGHT WEIGHT = 102 kg/m² APPROX. (contact technical for exact weights)

DOMESTIC LOADINGS TO BS EN 1991-1-1:


- 1.5 kN/m² Uniformly distributed load (33 glass)
- 2.0 kN Concentrated load
- 4.0 kN/m² Uniformly distributed load (33 or 39 glass)
- 3.6 kN Concentrated load
- 5.0 kN/m² Uniformly distributed load (39 or 48)
- 4.5 kN Concentrated load

GLASS THICKNESS MAY VARY DEPENDING ON LOADS (33, 39, 48)

PAINTED BORDER TO BE IN LINE WITH STRUCTURAL SUPPORTS BELOW, SIZE T.B.C.


DIMENSIONS SHOWN TO TOP OF GLASS ARE APPROXIMATE.

UNIT FOR INTERNAL USE ONLY. THIS PRODUCT IS NOT WEATHER PROOF.

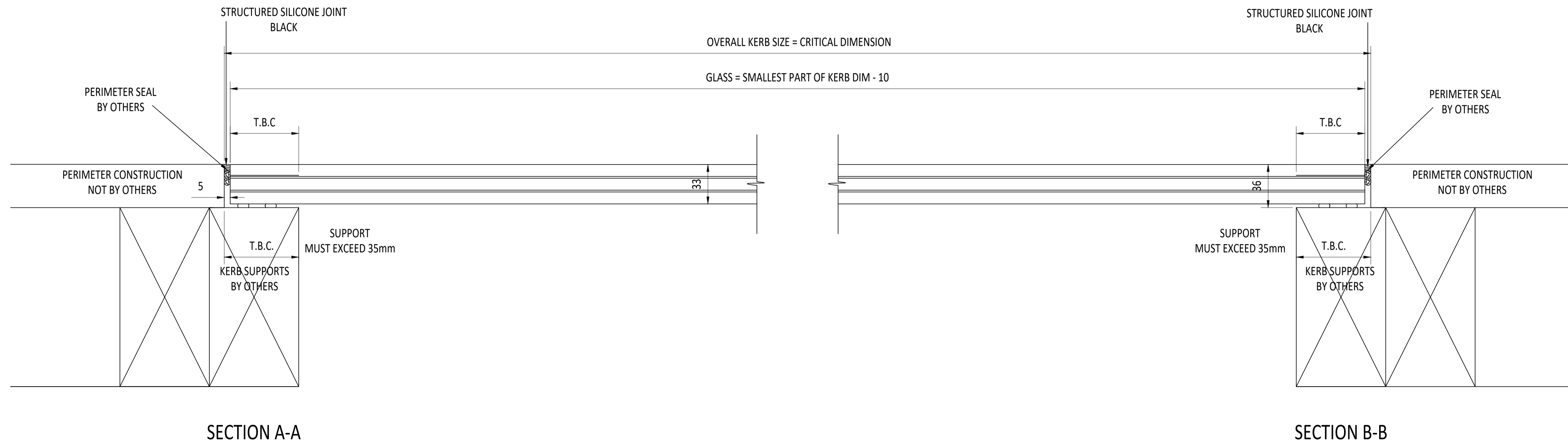


PLAN VIEW
True view on slope

KERB DETAILS SHOWN INDICATIVE ONLY. DETAILED DESIGN BY OTHERS



CDM :HAZARD IDENTIFICATION - HANDLING MATERIALS
BE AWARE OF SHARP EDGES AND CORNERS WHEN HANDLING MATERIALS. MOST EDGES AND CORNERS WILL BE DEBURROD BUT THERE IS STILL A SMALL RISK. WEAR APPROPRIATE PPE REQUIRED FOR THE TASK. THE MHOR 1992 SET OUT A CLEAR RANKING OF MEASURES FOR DEALING WITH RISKS FROM MANUAL HANDLING. THESE ARE:
• **FIRST** : AVOID HAZARDOUS MANUAL HANDLING OPERATIONS SO FAR AS IS REASONABLY PRACTICABLE;
• **SECOND** : ASSESS ANY HAZARDOUS MANUAL HANDLING OPERATIONS THAT CANNOT BE AVOIDED; AND
• **THIRD** : REDUCE THE RISK OF INJURY SO FAR AS IS REASONABLY PRACTICABLE.
HAND PROTECTION (MANDATORY) TO: BS EN 388:1994.
ROOFLIGHTS MUST ONLY BE INSTALLED BY COMPETENT CONTRACTORS.
REFER TO RISK ASSESSMENT FOR FURTHER DETAILS.



SECTION A-A

SECTION B-B

IF IN DOUBT ASK
DO NOT SCALE

IT IS THE RESPONSIBILITY OF THE KERB DESIGNER TO ENSURE THE KERB WILL BE STRUCTURALLY ADEQUATE TO HOLD THE ROOFLIGHT. KERBS SHOWN ON ROOFLAZE ROOFLIGHTS DRAWINGS ARE FOR ILLUSTRATION PURPOSES ONLY.

Roofglaze Rooflights would advise an installation with a minimum pitch of 5° for rooflight units to minimize water pooling. Whilst the product can be installed flat without detriment to the warrantee, Roofglaze Rooflights cannot be held responsible for any excessive pooling of water to the surface of the rooflight post installation, if installed without an adequate fall.

THIS DRAWING MUST NOT BE COPIED OR PASSED TO A THIRD PARTY WITHOUT WRITTEN CONSENT FROM ROOFLAZE ROOFLIGHTS LIMITED.

CHECKED **A. PHILLIPS**
DATE **06-03-2018**
DRAWN **D. PUGH**
DATE **06-03-2018**

TOLERANCE UNLESS OTHERWISE STATED **±5**
DIMENSIONS IN **MM**
SCALE **1:2 & 1:5 @ A1**

MATERIAL **GLASS**

FINISH

REV	AMENDMENTS	SIGNED	CHECKED	DATE

Roofglaze Rooflights Ltd.
11 Howard Road, Eaton Socon, St Neots, Cambs, PE19 8ET
Telephone 01480 474797
Fax 01480 474774.

TITLE: **FIXED INTERNAL WALK ON FLATGLASS TOUGHENED LAMINATE GLASS**

DRAWING N°: **RG-80-20-403**

REV
SIZE **A1**

